

Part- I

Material Removal Process

Material Removal Process

Machining:

- Machining (Material Removal Process) of materials is basically adopted to get higher surface finish, close tolerance and complex geometric shapes, which otherwise difficult to obtain by other processes.

Machining is probably the most expensive process

Because:

1-Amount of material is removed from the raw material in the form of chips in order to achieve the require shape.

2-A lot of energy is expended in this process.

Machine Tool

- A machine tool is one which while holding the cutting tools is able to remove the metal from a workpiece in order to generate the requisite part of the given size, configuration and finish
- Machine tools are mother machines, since without them no component can be finished.
- Machine tools have been in existence for a long time and the success of the industrial revolution can be mainly attributed to them.
- Manufacturing Technology has major technological changes through various developments in microelectronics.
- The availability of computers and microprocessors has completely changed the machine tool scenario by bringing in the flexibility which was not possible through conventional mechanisms.
- The development of numerical control in 1952 brought about a kind of flexibility to the metal cutting operation.

Manufacturing Technology: Metal Cutting and Machine Tools

<i>Manufacturing process</i>	<i>Typical application</i>	<i>Size range, kg</i>	<i>Tolerance Surface Finish</i>	<i>Typical production volume</i>	<i>Relative tooling cost</i>	<i>Disadvantages of usage</i>
Turning	All materials	Unlimited	± 0.050 mm 2.0 μm	Very high	Medium	Relatively slow Material wastage
Milling	All materials	Unlimited	± 0.050 mm 2.0 μm	High	Medium	Relatively slow Material wastage
Grinding	All materials	Unlimited	± 0.025 mm 0.4 μm	High	Medium	Expensive finishing operation
Electric discharge machining	Electrically conductive materials		± 0.003 mm 0.1 μm	Low	Low	Dielectric fluid must be filtered

Types of Machine Tool

- Casting and metal working are the primary manufacturing processes where the metal is first given an intermediate shape which is usually brought to its final form through metal cutting process.
- Assembling of various parts into workable equipment often requires the mating of the complementary surfaces in terms of form, dimension and surface finish.

There are a large variety of material removal processes available such as:

- 1) Turning machines (lathes)
- 2) Drilling machines
- 3) Boring machines
- 4) Milling Machines
- 5) Grinding Machines
- 6) Shaping and Planning Machines
- 7) Gear Cutting Machines
- 8) Unconventional Machining Machines

- Besides these varieties of machine tools, we have a number of specialized variations depending upon the requirement.

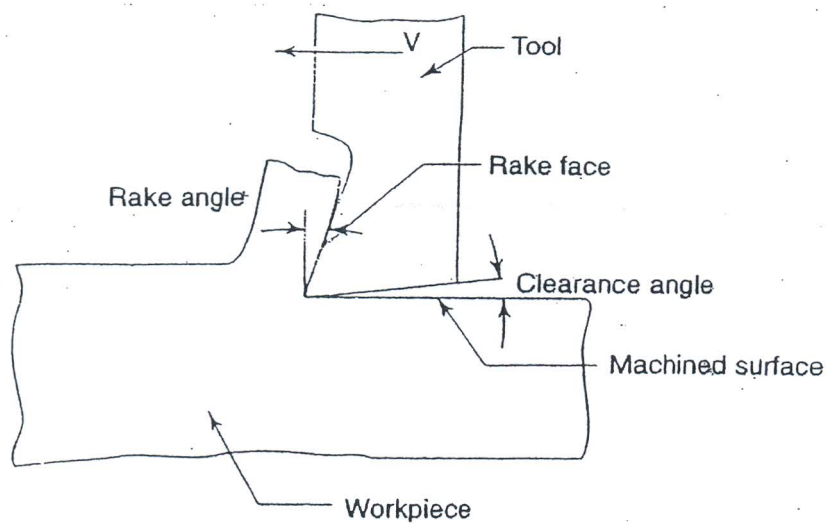
They are:

- a) Automats
- b) Copy turning machines
- c) Copy milling machines

Metal Cutting

- The importance of the machining processes can be emphasized by:
- In USA more than \$ 100 billion are spent annually on machining
- 15% of the all metal produced in USA was converted into chips

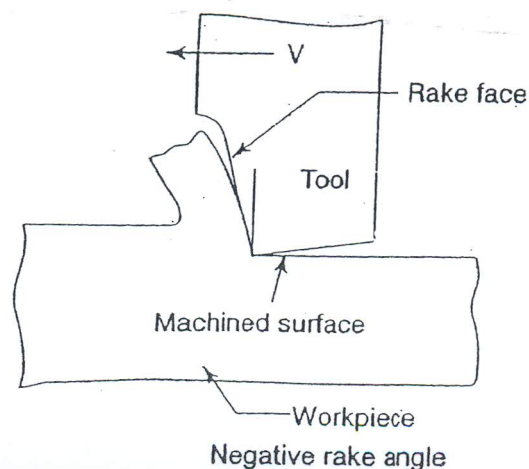
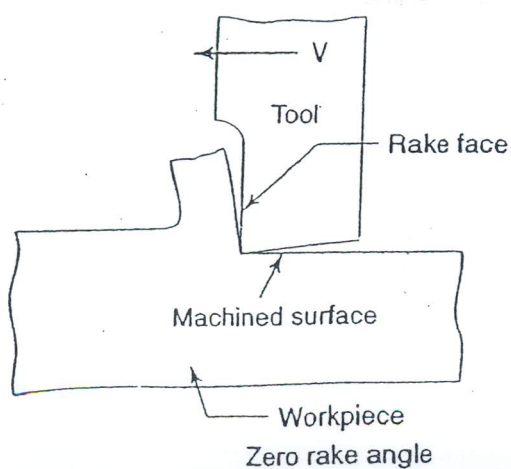
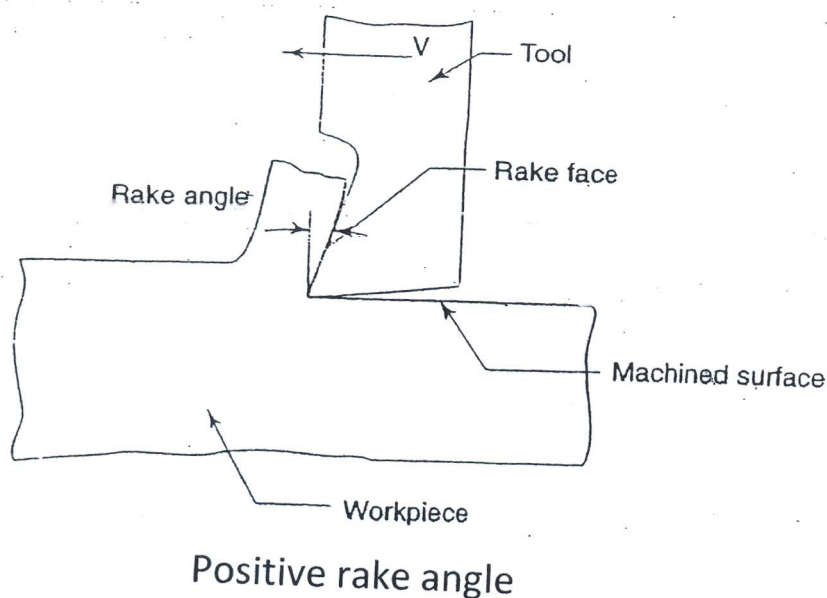
- Typical cutting tool in simplified form is shown in figure.



Rake Angle

- It is the angle between the face of the tool (rake face) and the normal to the machining direction
- Higher the rake angle better is the cutting and less cutting forces
- Increasing the rake angle reduces the metal backup available at the tool face. This reduces the strength of the tool tip.

- There is a maximum limit to rake angle and this is generally of the order of 15 degree for high speed steel tools cutting mild steel.
- It is possible to have rake-angles at zero or negative as shown in figure.
- These are generally used in the case of highly brittle tool materials such as carbides or diamonds for giving extra strength to the tool tip.



Clearance Angle

This is the angle between the machined surface and underside of the tool flank face

- The clearance angle is provided such that the tool will not rub the machined surface
- A very large clearance angle reduces the strength of tool tip
- The clearance angle of the order 5-6 degree

