

Lipids-II



Fatty Acids can be classified to:

A-Saturated Fatty Acids:

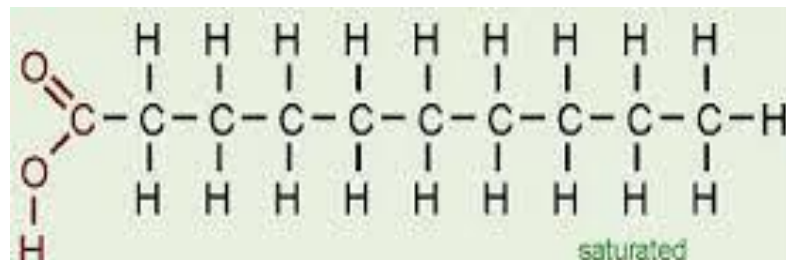
Fatty acids have no double bonds ,side chain are (alkane).

1) Short chain FA:

From 4 to 10 Carbon atoms ,and present as **liquid** in room Temp.

2) Long chain FA:

More than 10 Carbone atoms, present in **solid** at room Temp. e.g. Palmatic (16) acid and Stearic(18) acid.



B-Unsaturated Fatty Acids:

have one or more double bonds between carbon atoms side chain.

[has at least one double bond].

1) Essential Fatty acids:

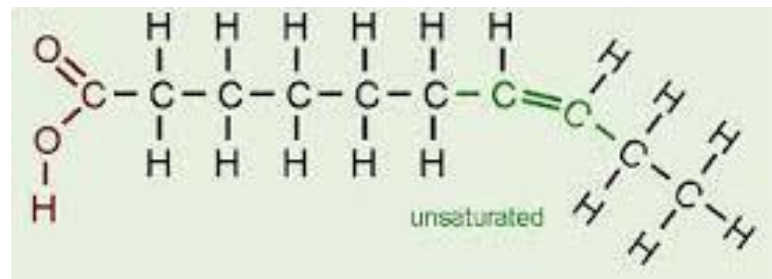
Can not be synthesized in the body

linolenic acid 18-C, 3 double bond (ω -3)

Linoleic acid 18-C, 2 double bond (ω -6)

2) Non essential Fatty acids:

Can be synthesized in the body: Oleic acid



Practical Part

1-Copper acetate test:

Objective:

This test is used to distinguish between oil [neutral fat] and fatty acid [saturated and unsaturated].

Principle:

The copper acetate solution does not react with the oils (or fats), while fatty acids [saturated and unsaturated] react with copper acetate to form **copper salt**.


→ Copper salt formed in the case of fatty acids can only be extracted by petroleum ether.

Method:

1. Take two test tubes add 3 ml of petroleum ether and an equal volume of a solution of copper acetate.
2. Add 0.5 ml of each sample in each tube
3. Shake the tube and leave it for some time.

Result :

	Observation	Comment
Olive oil		
Oleic acid		



olive oil:

notice that petroleum ether upper layer containing the dissolved oil and appears colorless.
aqueous solution remains blue in the bottom.

petroleum ether and dissolved oil



copper acetate



Oleic acid:

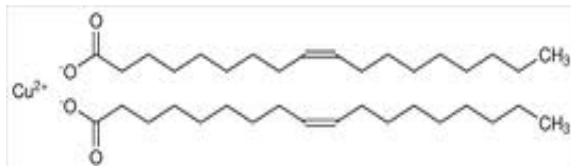
The upper layer of petroleum ether becomes green as a result of **copper oleate** [copper salt].

The lower layer becomes less in blue.

copper oleate in the petroleum ether



copper acetate



2-Liebermann - Burchard Test [acetic anhydride test] :

Objective:

To detect the presence of cholesterol.

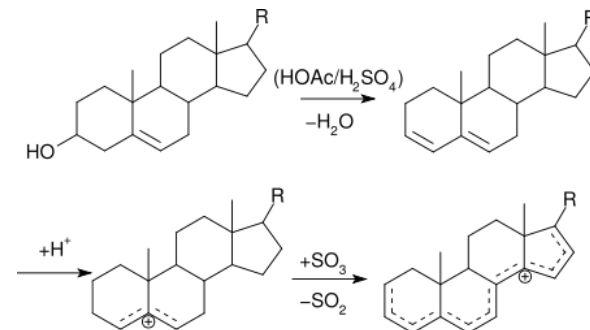
Principle:

Liebermann - Burchard Test , is a chemical estimation of cholesterol, the cholesterol is react as a typical alcohol with a strong concentrated acids and the product are colored substances.

-**Acetic anhydride** are used as solvent and dehydrating agents.

-**Sulfuric acid** is used as dehydrating and oxidizing agent .

-A positive result is observed when the solution becomes **red or pink** , then **blue**, and finally **bluish –green** color.



Method:

1. Dissolve a few crystals of cholesterol in 2 ml of chloroform in a dry test tube
2. add 10 drops of acetic anhydride
3. Add 2 to 3 drops of conc. sulfuric acid

Result :

Tube	Observation	Comment
cholesterol		
Olive oil		



cholesterol



Olive oil

3-Unsaturation Test:

Objective:

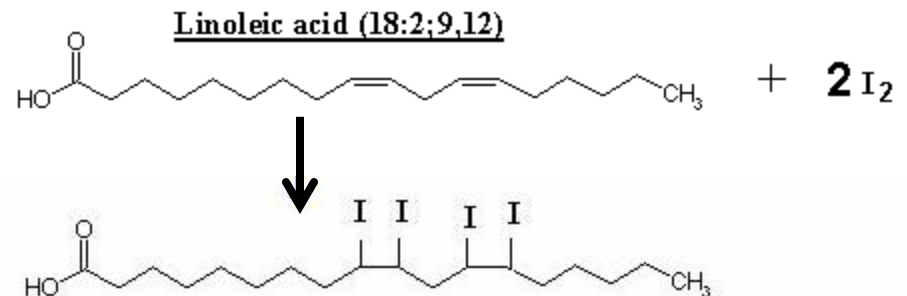
Determine the degree of saturation of different types of oils.

Principle:

All neutral contain glycerides of some unsaturated fatty acids.

These unsaturated fatty acids become saturated by taking up iodine. If the fat contains more unsaturated fatty acids, it will take up more iodine.



Halogens (I, Br) will add across the double bonds and thus the **decolorization** of iodine or bromine solution will indicate the presence of unsaturated fatty acids.



Method:

- Equally into 4 flask Add 10 ml of Chloroform then 10 drops of Hub's iodine reagent (alcoholic solution of iodine containing some mercuric chloride), the chloroform shows **pink color due to presence of iodine.**
- To one test flask add the oil sample drop by drop shaking the tube vigorously for about 30 seconds after addition of each until the pink color is discharged and **count the number of drops.**
- The pink color is discharged due to the taking up of iodine by the unsaturated fatty acids of the oil.

Compare unsaturation , it should be remembered that more the number of drops required to discharge the pink color, the less is the unsaturation (inverse relationship).



4-acrolein test:

Objective:

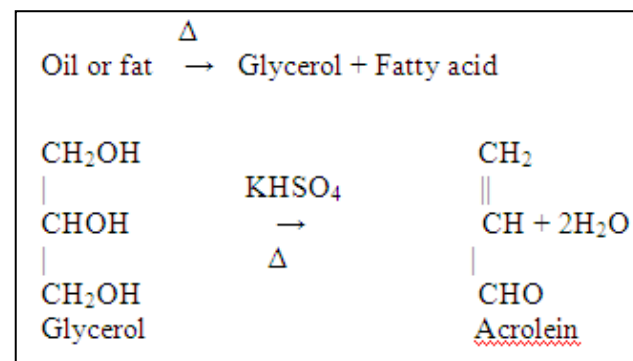
is used to detect glycerol or fats.

-Most lipid are found in the form of triglycerides, an ester formed from glycerol and fatty acids.

Principle:

When a fat is heated strongly in the presence of a dehydrating agent such as KHSO_4 [potassium bisulphate], the glycerol portion of the molecule is dehydrated to form the unsaturated aldehyde, acrolein $\text{CH}_2=\text{CH}-\text{CHO}$.

which can be distinguished by its **irritating acrid smell** and as burnt grease.



- Other way to detect lipids is by dye **Sudan IV** (general dye for lipid), which **produce red color** with lipid.



Sudan IV (general dye for lipid)

Questions:

Why olive oil does not form green color in copper acetate test ?

What do you expect if you used palmitic or linoleic acid in copper acetate test ?

Why acrolein test is used as a general test for oils and fats?

Do you expect to get a positive result if you use free fatty acid like oleic acid or palmitic acid in acrolein test? and why ?

Why iodine color discharged after addition of oil ?