

Engineering Probability & Statistics (AGE 1150)

Chapter 5: Some Discrete Probability Distributions – Part 2

Dr. Feras Fraige

Hypergeometric Distribution

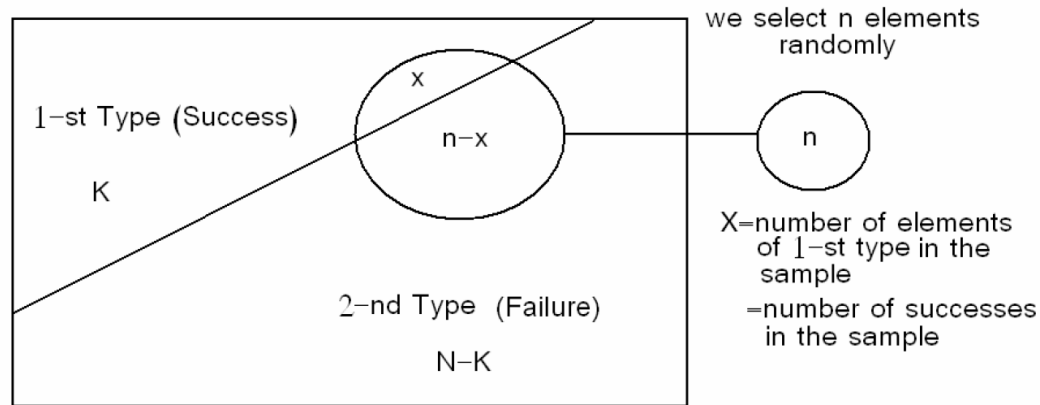
- Suppose there is a population with 2 types of elements:

1-st Type = success

2-nd Type = failure

- N = population size
- K = number of elements of the 1-st type
- $N - K$ = number of elements of the 2-nd type
- We select a sample of n elements at random from the population
- Let X = number of elements of 1-st type (number of successes) in the sample
- We need to find the probability distribution of X .

Population = N



- There are two methods of selection:

1. selection with replacement
2. selection without replacement

- (1) If we select the elements of the sample at random and with replacement, then

$X \sim \text{Binomial}(n, p)$; where $p = K / N$

- (2) Now, suppose we select the elements of the sample at random and without replacement. When the selection is made without replacement, the random variable X has a hypergeometric distribution with parameters N , n , and K . and we write **$X \sim h(x; N, n, K)$** .

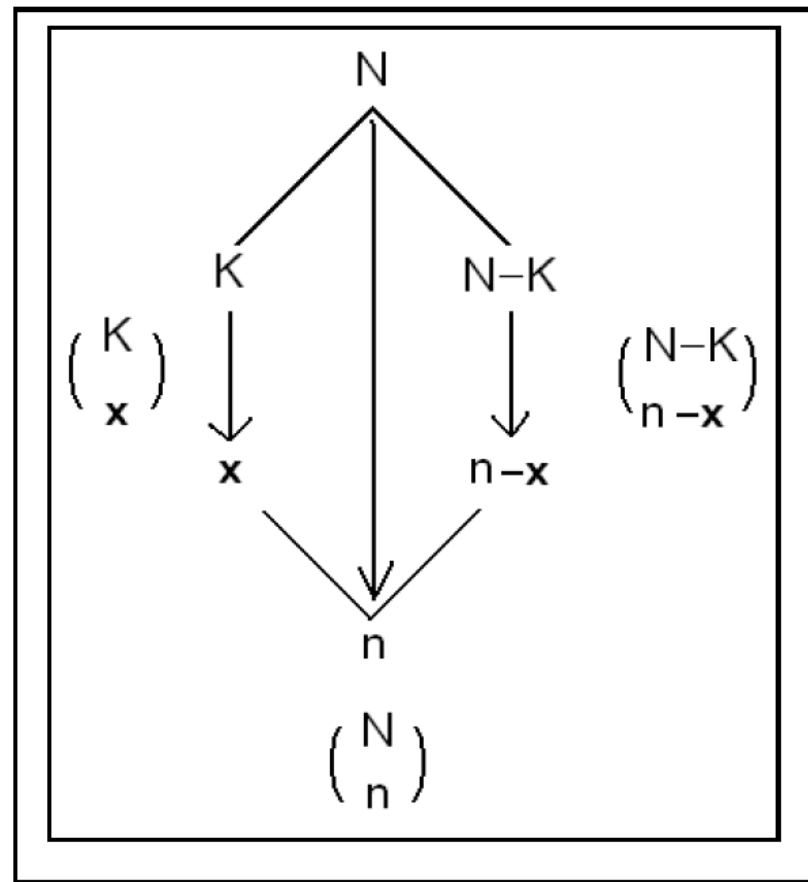
- The probability distribution of X is given by:

$$f(x) = P(X = x) = h(x; N, n, K)$$

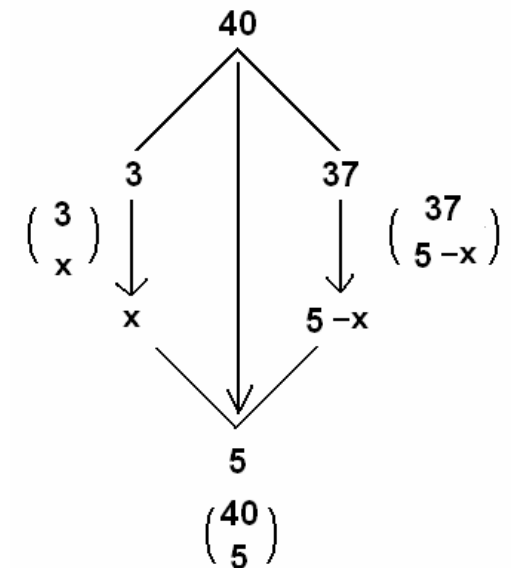
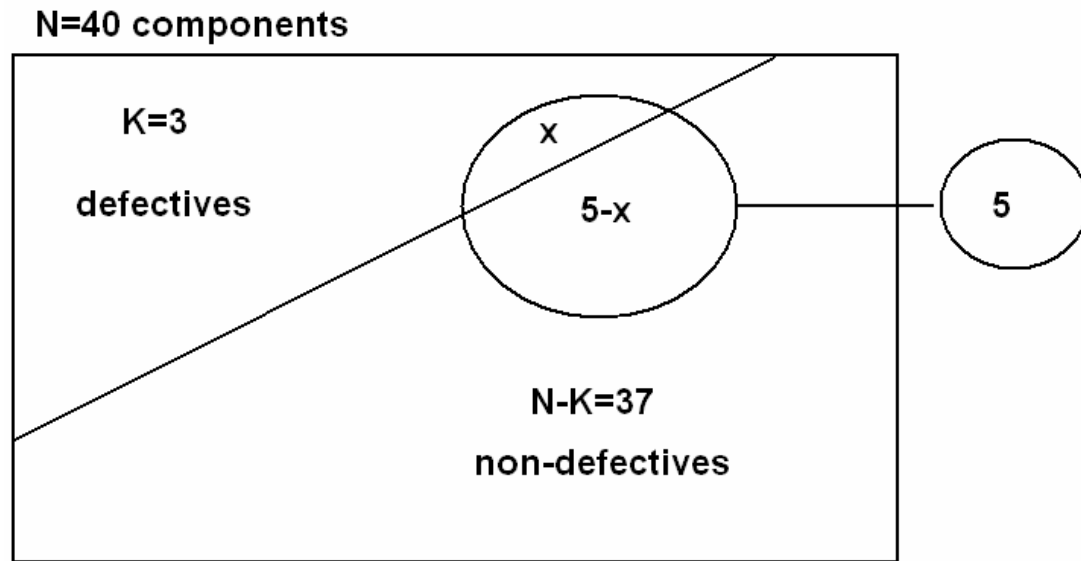
$$= \begin{cases} \frac{\binom{K}{x} \times \binom{N-K}{n-x}}{\binom{N}{n}}; & x = 0, 1, 2, \dots, n \\ 0; & \text{otherwise} \end{cases}$$

Note that the values of X must satisfy:

$$0 \leq x \leq K \quad \text{and} \quad n - N + K \leq x \leq n$$



Example: Lots of 40 components each are called acceptable if they contain no more than 3 defectives. The procedure for sampling the lot is to select 5 components at random (without replacement) and to reject the lot if a defective is found. What is the probability that exactly one defective is found in the sample if there are 3 defectives in the entire lot.



- Let X = number of defectives in the sample
- $N=40$, $K=3$, and $n=5$
- X has a hypergeometric distribution with parameters $N=40$, $n=5$, and $K=3$.
- $X \sim h(x; N, n, K) = h(x; 40, 5, 3)$.
- The probability distribution of X

is given by:

$$f(x) = P(X = x) = h(x; 40, 5, 3) = \begin{cases} \frac{\binom{3}{x} \times \binom{37}{5-x}}{\binom{40}{5}}; & x = 0, 1, 2, \dots, 5 \\ 0; & \text{otherwise} \end{cases}$$

But the values of X must satisfy:

$$0 \leq x \leq K \quad \text{and} \quad n - N + K \leq x \leq n \Leftrightarrow 0 \leq x \leq 3 \quad \text{and} \quad -32 \leq x \leq 5$$

Therefore, the probability distribution of X is given by:

$$f(x) = P(X = x) = h(x; 40, 5, 3) = \begin{cases} \frac{\binom{3}{x} \times \binom{37}{5-x}}{\binom{40}{5}}; & x = 0, 1, 2, 3 \\ 0; & \text{otherwise} \end{cases}$$

Now, the probability that exactly one defective is found in the sample is

$$.f(1)=P(X=1)=h(1;40,5,3)=\frac{\binom{3}{1}\times\binom{37}{5-1}}{\binom{40}{5}}=\frac{\binom{3}{1}\times\binom{37}{4}}{\binom{40}{5}}=0.3011$$

Theorem 5.3:

- The mean and the variance of the hypergeometric distribution $h(x;N,n,K)$ are:

$$\mu = n \frac{K}{N}$$
$$\sigma^2 = n \frac{K}{N} \left(1 - \frac{K}{N} \right) \frac{N-n}{N-1}$$

- In previous Example, find the expected value (mean) and the variance of the number of defectives in the sample.

Solution:

- X = number of defectives in the sample
- We need to find $E(X)=\mu$ and $\text{Var}(X)=\sigma^2$
- We found that $X \sim h(x;40,5,3)$
- $N=40$, $n=5$, and $K=3$
- The expected number of defective items is

$$E(X)=\mu = n \frac{K}{N} = 5 \times \frac{3}{40} = 0.375$$

The variance of the number of defective items is

$$\text{Var}(X)=\sigma^2 = n \frac{K}{N} \left(1 - \frac{K}{N}\right) \frac{N-n}{N-1} = 5 \times \frac{3}{40} \left(1 - \frac{3}{40}\right) \frac{40-5}{40-1} = 0.311298$$

Poisson Distribution

- Poisson experiment is an experiment yielding numerical values of a random variable that count the number of outcomes occurring in a given time interval or a specified region denoted by t .
 - X = The number of outcomes occurring in a given time interval or a specified region denoted by t .
 - Example:
 1. X = number of field mice per acre ($t= 1$ acre)
 2. $X=$ number of typing errors per page ($t=1$ page)
 3. $X=$ number of telephone calls received every day ($t=1$ day)
 4. $X=$ number of telephone calls received every 5 days ($t=5$ days)
- Let λ be the average (mean) number of outcomes per unit time or unit region ($t=1$).

- The average (mean) number of outcomes (mean of X) in the time interval or region t is:

$$\mu = \lambda t$$

- The random variable X is called a Poisson random variable with parameter μ ($\mu = \lambda t$), and we write $X \sim \text{Poisson}(\mu)$, if its probability distribution is given by:

$$f(x) = P(X = x) = p(x; \mu) = \begin{cases} \frac{e^{-\mu} \mu^x}{x!} & ; \quad x = 0, 1, 2, 3, \dots \\ 0 & ; \quad \textit{otherwise} \end{cases}$$

Theorem 5.5:

- The mean and the variance of the Poisson distribution $\text{Poisson}(x;\mu)$ are:

$$\begin{aligned}\mu &= \lambda t \\ \sigma^2 &= \mu = \lambda t\end{aligned}$$

- Note:
- λ is the average (mean) of the distribution in the unit time ($t=1$).
- If X =The number of calls received in a month (unit time $t=1$ month) and $X \sim \text{Poisson}(\lambda)$, then:

(i) Y = number of calls received in a year.

$$Y \sim \text{Poisson}(\mu); \mu=12\lambda \quad (t=12)$$

(ii) W = number of calls received in a day.

$$W \sim \text{Poisson}(\mu); \mu=\lambda/30 \quad (t=1/30)$$

Example:

Suppose that the number of typing errors per page has a Poisson distribution with average 6 typing errors.

(1) What is the probability that in a given page:

(i) The number of typing errors will be 7?

(ii) The number of typing errors will be at least 2?

(2) What is the probability that in 2 pages there will be 10 typing errors?

(3) What is the probability that in a half page there will be no typing errors?

(1) X = number of typing errors per page.

$$X \sim \text{Poisson}(6) \quad (t=1, \lambda=6, \mu=\lambda t=6)$$

$$f(x) = P(X = x) = p(x;6) = \frac{e^{-6} 6^x}{x!}; \quad x = 0, 1, 2, \dots$$

$$(i) \quad f(7) = P(X = 7) = p(7;6) = \frac{e^{-6} 6^7}{7!} = 0.13768$$

$$(ii) \quad P(X \geq 2) = P(X=2) + P(X=3) + \dots = \sum_{x=2}^{\infty} P(X = x)$$

$$P(X \geq 2) = 1 - P(X < 2) = 1 - [P(X=0) + P(X=1)]$$

$$= 1 - [f(0) + f(1)] = 1 - \left[\frac{e^{-6} 6^0}{0!} + \frac{e^{-6} 6^1}{1!} \right]$$

$$= 1 - [0.00248 + 0.01487]$$

$$= 1 - 0.01735 = 0.982650$$

(2) X = number of typing errors in 2 pages

$$X \sim \text{Poisson}(12) \quad (t=2, \lambda=6, \mu=\lambda t=12)$$

$$f(x) = P(X = x) = p(x;12) = \frac{e^{-12} 12^x}{x!} : \quad x = 0, 1, 2, \dots$$

$$f(10) = P(X = 10) = \frac{e^{-12} 12^{10}}{10!} = 0.1048$$

(3) X = number of typing errors in a half page.

$$X \sim \text{Poisson}(3) \quad (t=1/2, \lambda=6, \mu=\lambda t=6/2=3)$$

$$f(x) = P(X = x) = p(x;3) = \frac{e^{-3} 3^x}{x!} : \quad x = 0, 1, 2, \dots$$

$$P(X = 0) = \frac{e^{-3} (3)^0}{0!} = 0.0497871$$