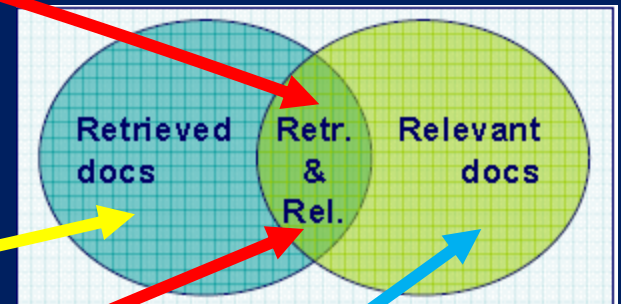


Plotting Precision and Recall

◆ Precision

$$= \frac{\text{No. of relevant documents retrieved}}{\text{Total no. of documents retrieved}}$$



◆ Recall

$$= \frac{\text{No. of relevant documents retrieved}}{\text{Total no. of relevant documents in database}}$$

◆ Precision and recall are interrelated

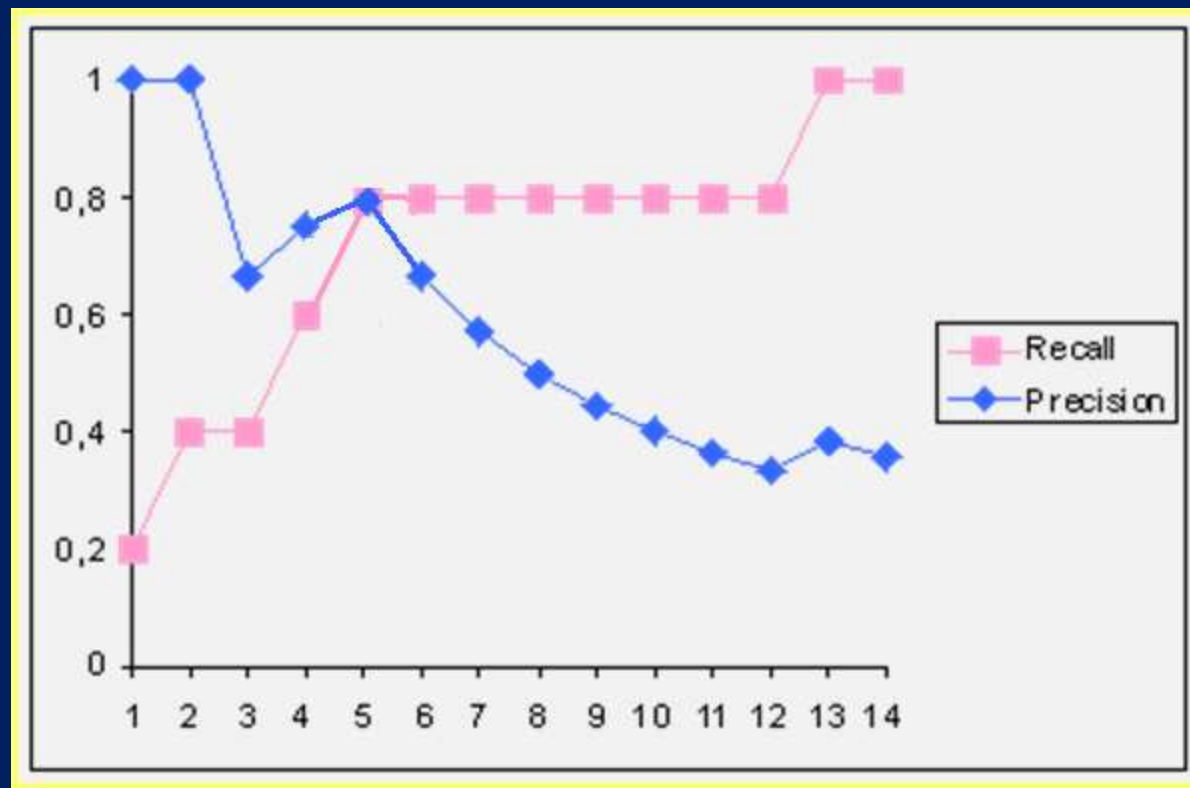
Precision & Recall for a single query

- ◆ 14 documents: 1,2,4,5 and 13 are relevant

Doc #	Recall	Precision
1	$1/5 = 0.2$	$1/1 = 1$
2	$2/5 = 0.4$	$2/2 = 1$
3	$2/5 = 0.4$	$2/3 = 0.67$
4	$3/5 = 0.6$	$3/4 = 0.75$
5	$4/5 = 0.8$	$4/5 = 0.8$
6	$4/5 = 0.8$	$4/6 = 0.67$
7	$4/5 = 0.8$	$4/7 = 0.57$
8	$4/5 = 0.8$	$4/8 = 0.50$
9	$4/5 = 0.8$	$4/9 = 0.44$
10	$4/5 = 0.8$	$4/10 = 0.40$
11	$4/5 = 0.8$	$4/11 = 0.36$
12	$4/5 = 0.8$	$4/12 = 0.33$
13	$5/5 = 1.0$	$5/13 = 0.38$
14	$5/5 = 1.0$	$5/14 = 0.36$

Precision & Recall for a single query

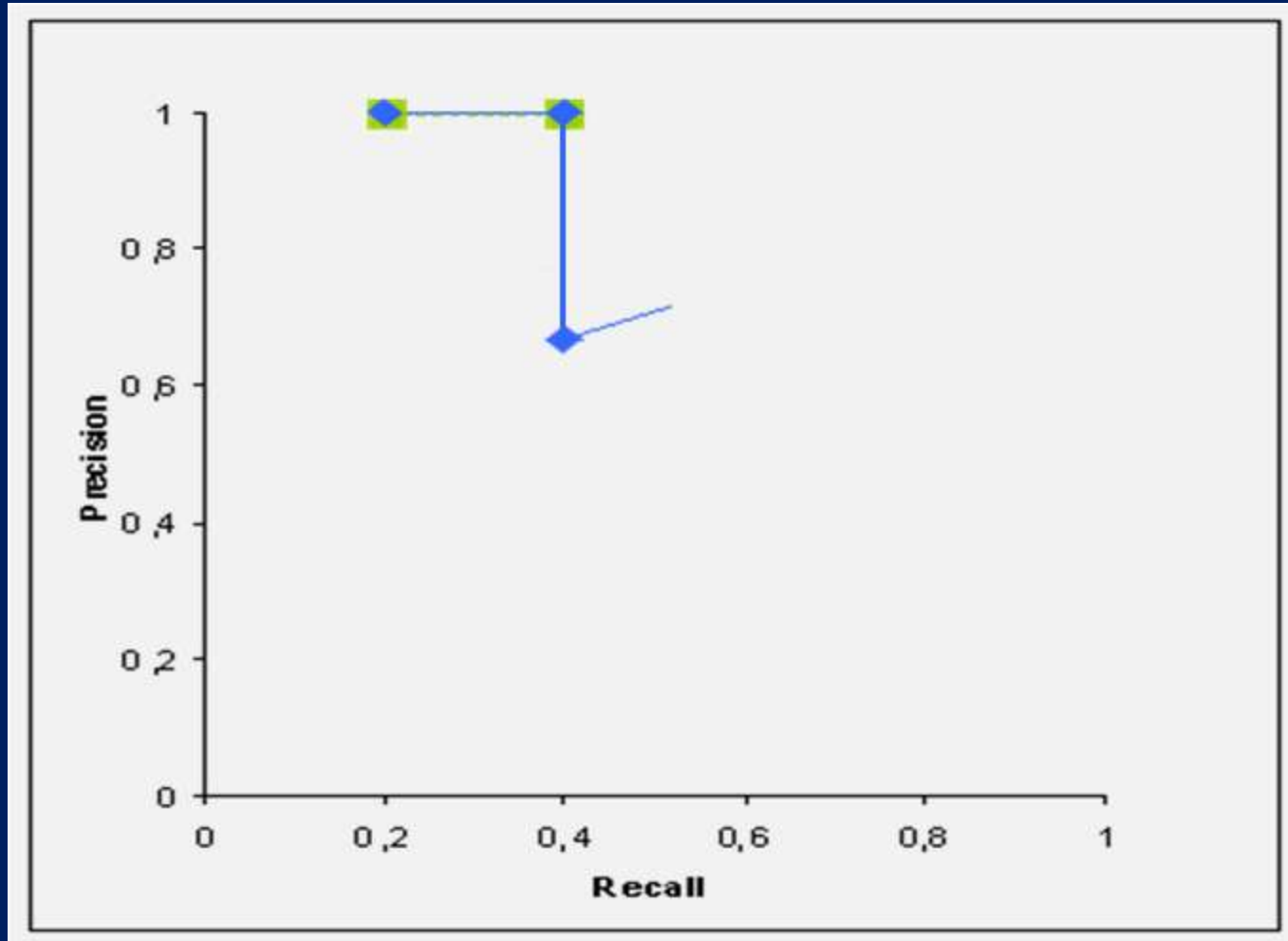
- ◆ 5 documents: 1,2,4,5 and 13 are relevant



i^{th} document retrieved

Precision & Recall for a Single Query

- ◆ 5 documents: 1,2,4,5 and 13 are relevant



Plotting recall and precision

Single query performance not necessarily
representative of system

?!

Implementing Precision & Recall

- ◆ Common method:
 - ◆ For each query, calculate precision at 11 levels of recall (0, 10, ... 100%)
 - ◆ Average across all queries
 - ◆ Average the interpolated values at each recall level
 - ◆ Plot precision vs. recall curve

Calculating Precision at Standard Recall Levels

◆ Ranking:	◆ Recall	&	Precision
1. Doc. 50 rel	10%		100%
2. Doc. 34 not rel	10%		50%
3. Doc. 45 rel	20%		67%
4. Doc. 8 not rel	20%		50%
5. Doc. 23 not rel	20%		40%
6. Doc. 16 not rel	20%		33%
7. Doc. 63 rel	30%		43%
8. Doc 119 rel	40%		50%

(total 10 relevant docs.)

Calculating Precision at Standard Recall Levels

- ◆ Average over all test queries:

$$\text{Precision}_{\text{Rleveli}} = \sum (\text{Precision}_{\text{Rleveli,Q}} / N_{\underline{Q}})$$

- ◆ Need to interpolate

- ◆ To determine precision at 0% recall
- ◆ To determine precision at standard levels:

$$P(r_j) = \max_{(r_j \leq r \leq r_{j+1})} P(r)$$

Interpolated Precision Example

Plotting recall and precision

Relevant docs
0123
0132
0241
0256
0299
0311
0324
0357
0399

9 Relevant

Rank	DocID	Recall	Precision at this recall
1	0234	0	
2	0132	0.111	0.5
3	0115	0.111	
4	0193	0.111	
5	0123	0.222	0.4
6	0345	0.222	
7	0387	0.222	
8	0256	0.333	0.375
9	0078	0.333	
10	0311	0.444	0.4
11	0231	0.444	
12	0177	0.444	

Recall level	Interpolated precision
0	0.5
10	0.5
20	0.4
30	0.4
40	0.4
50	0
60	0
70	0
80	0
90	0
100	0

Precision @ 11 points of Recall

Plotting recall and precision

Recall level	Interpolated precision
0	0.5
10	0.5
20	0.4
30	0.4
40	0.4
50	0
60	0
70	0
80	0
90	0
100	0

Recall and precision for a single query

11-point Interpolated Recall-Precision

