

Chapter 6: Arrays



Objectives

- After studying this chapter, Student should be able to
 - Manipulate a collection of data values, using an array.
 - Declare and use an array of primitive data types in writing a program.
 - Declare and use an array of objects in writing a program
 - Define a method that accepts an array as its parameter and a method that returns an array
 - Describe how a two-dimensional array is implemented as an array of arrays

Array Basics

- An **array** is a collection of data values.
- If your program needs to deal with 100 integers, 500 Account objects, 365 real numbers, etc., you will use an array.
- In Java, an array is an indexed collection of data values of the same type.

Arrays of Primitive Data Types

- Array Declaration

```
<data type> [ ] <variable>  
    //variation 1
```

```
<data type> <variable>[ ] //variation 2
```

- Array Creation

```
<variable> = new <data type> [ <size> ]
```

```
double [ ] rainfall;  
rainfall  
    = new double[12];
```

```
double rainfall [ ];  
rainfall  
    = new double[12];
```

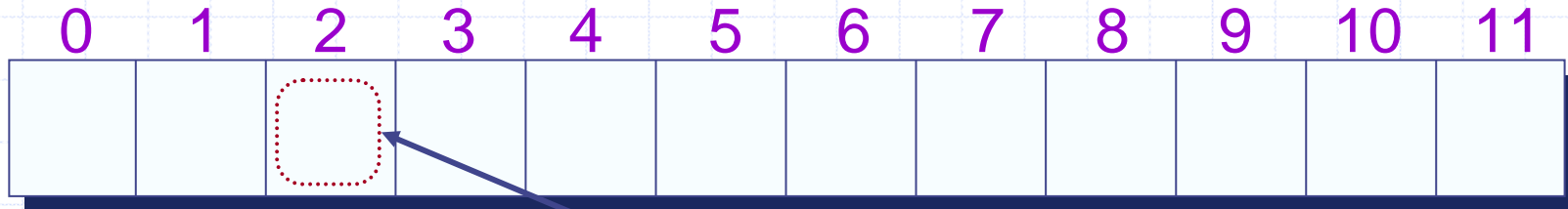
An array is like an object!

Accessing Individual Elements

- Individual elements in an array accessed with the indexed expression.

```
double[] rainfall = new double[12];
```

rainfall



The index of the first position in an array is 0.

rainfall[2]

This indexed expression refers to the element at position #2

Array Processing – Sample 1

```
double[] rainfall = new double[12];

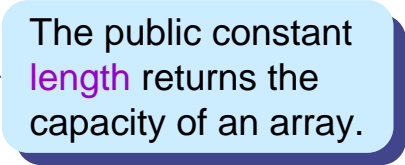
double    annualAverage,
          sum = 0.0;

for (int i = 0; i < rainfall.length; i++) {

    rainfall[i] = Double.parseDouble(
        JOptionPane.showInputDialog(null,
            "Rainfall for month " + (i+1) ) );

    sum += rainfall[i];
}

annualAverage = sum / rainfall.length;
```



Array Processing – Sample 2

```
double[] rainfall = new double[12];
String[] monthName = new String[12];
monthName[0] = "January";
monthName[1] = "February";
...
double    annualAverage, sum = 0.0;

for (int i = 0; i < rainfall.length; i++) {
    rainfall[i] = Double.parseDouble(
        JOptionPane.showInputDialog(null,
            "Rainfall for "
                + monthName[i] ));
    sum += rainfall[i];
}
annualAverage = sum / rainfall.length;
```

The same pattern
for the remaining
ten months.

The actual month
name instead of a
number.

Array Processing – Sample 3

- Compute the average rainfall for each quarter.

```
//assume rainfall is declared and initialized properly

double[] quarterAverage = new double[4];

for (int i = 0; i < 4; i++) {
    sum = 0;
    for (int j = 0; j < 3; j++) {
        sum += rainfall[3*i + j]; //compute the sum of
                                //one quarter
    }
    quarterAverage[i] = sum / 3.0; //Quarter (i+1) average
}
```


Array Initialization

- Like other data types, it is possible to declare and initialize an array at the same

```
int[] number = { 2, 4, 6, 8 };
```

```
double[] samplingData = { 2.443, 8.99, 12.3, 45.009, 18.2,  
                          9.00, 3.123, 22.084, 18.08 };
```

```
String[] monthName = { "January", "February", "March",  
                       "April", "May", "June", "July",  
                       "August", "September", "October",  
                       "November", "December" };
```

```
number.length → 4  
samplingData.length → 9  
monthName.length → 12
```

Variable-size Declaration

- In Java, we are not limited to fixed-size array declaration.
- The following code prompts the user for the size of an array and declares an array of

```
int size;  
  
int[] number;  
  
size= Integer.parseInt(JOptionPane.showInputDialog(null,  
                                                    "Size of an array:"));  
  
number = new int[size];
```

Arrays of Objects

- In Java, in addition to arrays of primitive data types, we can declare arrays of objects
- An array of primitive data is a powerful tool, but an array of objects is even more powerful.
- The use of an array of objects allows us to model the application more cleanly and logically.

```

public class Person
{
    private String name;
    private int age;
    private char gender;

    public Person()
    {age=0; name=" "; gender=' ';}

    public Person(String na, int ag, char gen)
    {setAge(ag); setName(na); setGender(gen); }

    public Person(Person pr)
    { setPerson(pr);}

    public void setPerson(Person p)
    { age=p.age; gender =p.gender;
    name=p.name. substring(0, p.name.length());
    }

    public void setAge (int a) {age=a;}
    public void setGender (char g) {gender=g;}
    public void setName(String na)
    {name=na.substring(0, na.length());}

    public int getAge(){return age;}

    public char getGender () {return gender;}

    public String getName () { return name;}
}

```

The Person Class

- We will use Person objects to illustrate the use of an array of objects.

```
public class Person
{
    private String name;
    private int age;
    private char gender;
    public Person() {age=0; name=" "; gender=' ';}
    public Person(String na, int ag, char gen) {setAge(ag); setName(na); setGender(gen); }
    public Person(Person pr) { setPerson(pr);}
    public void setPerson(Person p)
    { age=p.age; gender =p.gender;
      name=p.name. substring(0, p.name.length());    }
    public void setAge (int a) {age=a;}
    public void setGender (char g) {gender=g;}
    public void setName(String na)
    {name=na.substring(0, na.length());}
    public int getAge(){return age;}
    public char getGender () {return gender;}
    public String getName () { return name;}
}
```

Creating an Object Array - 1

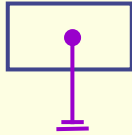
Code

A

```
Person[ ] person;  
person = new Person[20];  
person[0] = new Person( );
```

Only the name person is declared, no array is allocated yet.

person



State
of
Memory

After A is executed

Creating an Object Array - 2

Code


B

```
Person[ ] person;  
person = new Person[20];  
person[0] = new Person( );
```

Now the array for storing 20 Person objects is created, but the Person objects themselves are not yet created.

State
of
Memory

person



After **B** is executed

Creating an Object Array - 3

Code


```
Person[ ] person;  
person = new Person[20];  
person[0] = new Person( );
```

C

One **Person** object is created and the reference to this object is placed in position 0.

State of Memory

person



After C is executed

Person Array Processing – Sample 2

- Find the youngest and oldest persons.

```
int     minIdx = 0;           //index to the youngest person
int     maxIdx = 0;           //index to the oldest person

for (int i = 1; i < person.length; i++) {

    if ( person[i].getAge() < person[minIdx].getAge() ) {
        minIdx          = i;           //found a younger person
    } else if ( person[i].getAge() > person[maxIdx].getAge() ) {

        maxIdx          = i;           //found an older person
    }
}

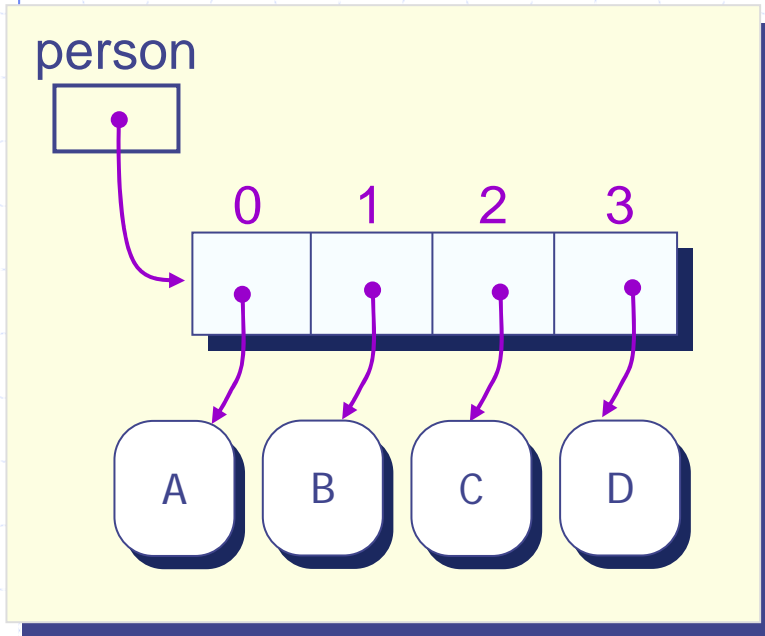
//person[minIdx] is the youngest and person[maxIdx] is the oldest
```

Object Deletion – Approach 1

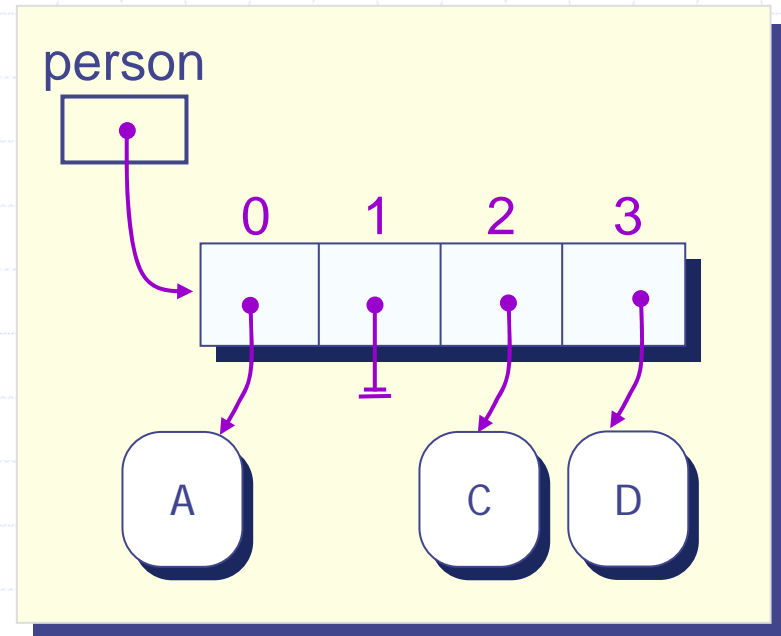
A

```
int delIdx = 1;  
person[delIdx] = null;
```

Delete **Person B** by setting the reference in position 1 to **null**.



Before **A** is executed



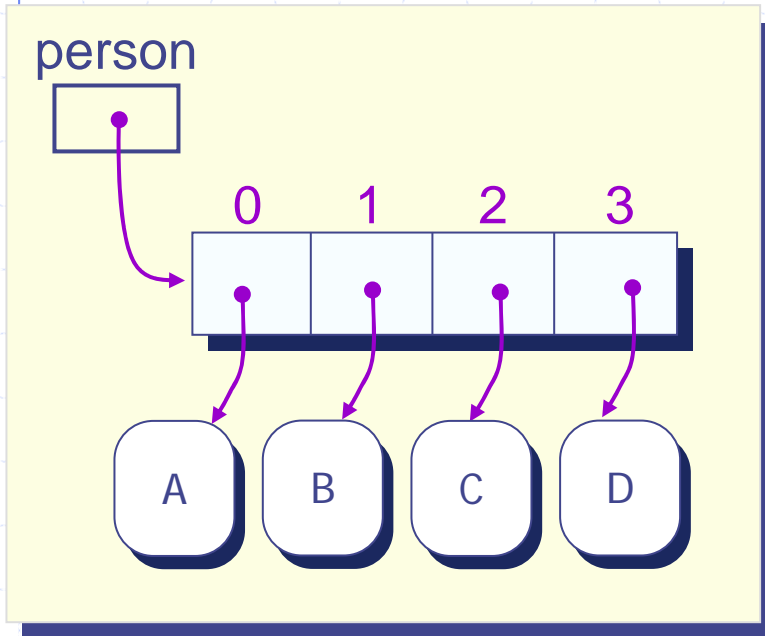
After **A** is executed

Object Deletion – Approach 2

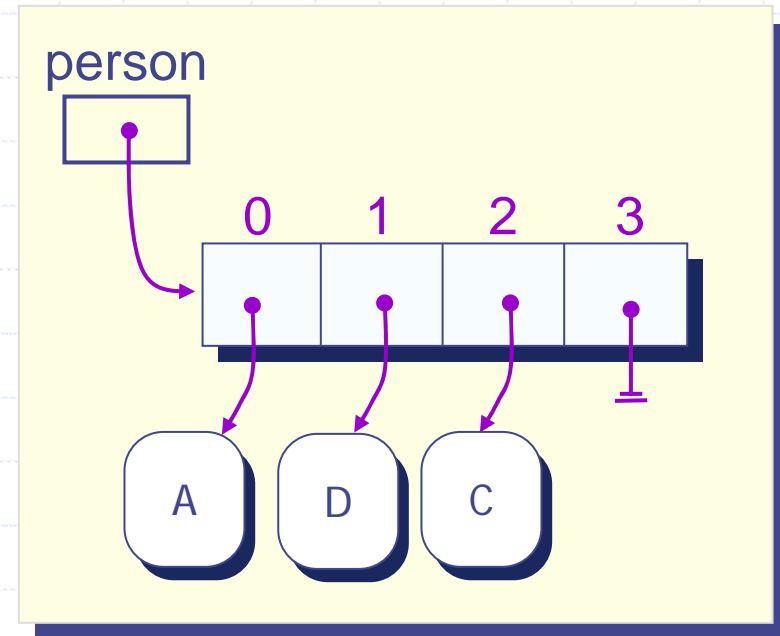
A

```
int delIdx = 1, last = 3;  
person[delIdx] = person[last];  
person[last] = null;
```

Delete **Person B** by setting the reference in position 1 to the last person.



Before **A** is executed



After **A** is executed

Person Array Processing – Sample 3

- Searching for a particular person. Approach 2
Deletion is used.

```
int i = 0;

while ( person[i] != null && !person[i].getName().equals("Latte") ) {
    i++;
}

if ( person[i] == null ) {
    //not found - unsuccessful search
    System.out.println("Ms. Latte was not in the array");
} else {
    //found - successful search
    System.out.println("Found Ms. Latte at position " + i);
}
```

Passing Arrays to Methods - 1

Code

```
minOne  
= searchMinimum(arrayOne);
```


A



```
public int searchMinimum(float[]  
number))  
{  
    ...  
}
```

At **A** before `searchMinimum`

arrayOne



State of Memory

A. Local variable `number` does not exist before the method execution

Passing Arrays to Methods - 2

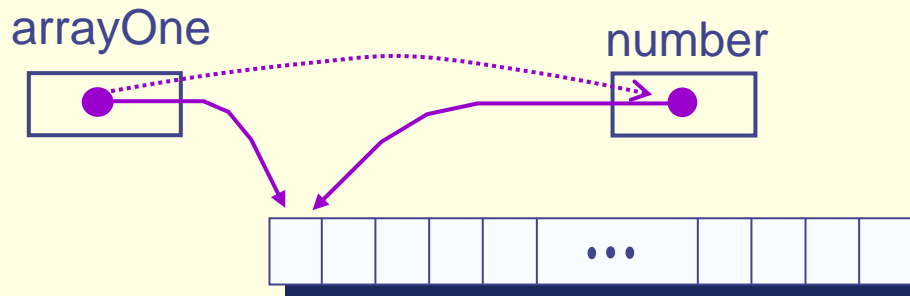
Code

```
minOne  
= searchMinimum(arrayOne);
```

```
public int searchMinimum(float[]  
number))  
{  
    ...  
}
```

B

The address is copied at **B**



B. The value of the argument, which is an address, is copied to the parameter.

State of
Memory

Passing Arrays to Methods - 3

Code

```
minOne  
= searchMinimum(arrayOne);
```

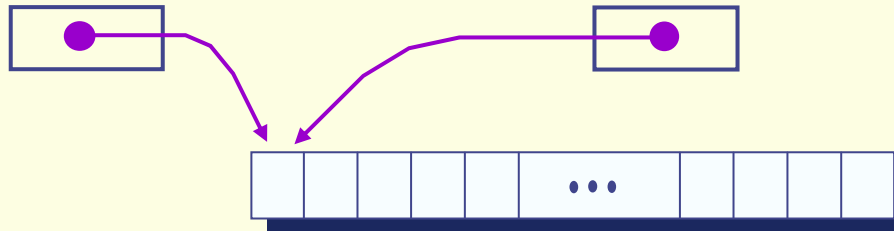
```
public int searchMinimum(float[]  
number))  
{  
    ...  
}
```

C

While at **C** inside the method

arrayOne

number



C. The array is accessed via **number** inside the method.

State of Memory

Passing Arrays to Methods - 4

Code

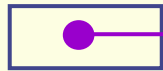
```
minOne  
= searchMinimum(arrayOne);
```

D

```
public int searchMinimum(float[]  
number))  
{  
    ...  
}
```

At **D** after `searchMinimum`

arrayOne



**State of
Memory**

D. The parameter is erased. The argument still points to the same object.