

Rule & Regulation for Lab CSC111

Dear Student ,

Have a good day

Hope all are doing good In Sha Allah ,

There are some pre requirement before the start your lab that is as below :-

1. Take your ID & Password for the Lab desktop from Mr.Froun ,his office is situated inside IT-Center , Ground floor .
2. I have created your **ID & Password** for WebCat , WebCAT is for upload your home assignment as well as your Lab exams. **Your student Number is your ID & Password** for accessing the webCat . click over it <http://10.131.240.28:8080/Web-CAT/WebObjects/Web-CAT.woa/> and put the user ID & Password , After logged In ,Your page will be open .
3. Once we open your assignment that will be show over your home page with Assignment number and deadline , before the deadline you have to submit ,otherwise you will lose your marks , Every Home Assignment is 1 mark ,Make sure it accessible only from CCIS network (or through KSU VPN if you want from home).
4. Every week you have home assignment with deadline, Number of assignment is 13. You have to check it regularly per week. Home assignment link is <http://fac.ksu.edu.sa/ssalsaleh/course-material/150256> . If we open your home assignment1 than you have to follow the assignment1 question .
5. You have one project , we will provide your updated project two week before from the final exam .
6. My website is <http://fac.ksu.edu.sa/mhaque> , your course related materials over it .
7. Submitting assignment by using Eclipse , As below

How to Submit your Assignment & Labs Examination

Rule & Regulation for Lab CSC111

There are two way to submit your assignment

A.

1. <http://10.131.240.28:8080/Web-CAT/WebObjects/Web-CAT.woa> open this link and put your ID & Password (your Student ID is ID & Password for webcat) .
2. After logged in you will see your home page with your assignment and submit button as well as deadline of assignment.
3. You have to click over submit button than upload your assignment and after few minutes it will be successfully upload . **but make sure before upload your assignment you have to compress the file (Zip , 7Zip or any software) if more than two classes** . Because at the same time it will be take only one file that ia way we have to compress the file.

The screenshot shows a web interface for assignment submission results. At the top, it says 'Your Assignment Submission Results' and 'Viewing: Spring 2015'. Below this is a 'Result Summary' section with two buttons: 'Submit Again' and 'Full Printable Report'. The summary is divided into two tables. The first table lists assignment details: Name (Fred Flintstone (fredf)), Partners (Fred Flintstone (fredf)), Submitted (01/29/15 02:40PM, 1 hr, 19 mins early), and Total Score (90.0 + 30.0 early bonus = 120.0/100.0). The second table, 'Score Summary', shows Design/Readability (40.0/50.0), Correctness/Testing (50.0/50.0), and Final score (120.0/100.0). Each score is accompanied by a progress bar. Below the tables is a 'Position in class' field with a small bar chart.

Assignment Details		Score Summary	
Assignment Name	CSC 111 (morning 8-9): Lab 02 try #7	Design/Readability:	40.0/50.0
Partners	Fred Flintstone (fredf)	Correctness/Testing:	50.0/50.0
Submitted	01/29/15 02:40PM, 1 hr, 19 mins early	Final score:	120.0/100.0
Total Score	90.0 + 30.0 early bonus = 120.0/100.0		

4. If you obtained **more than 50% marks**, I will consider it to full marks.
5. Sometimes your code and other stuffs are correct but webcat will not give you as per your expectation so, upload the same file several times or use other compress files.
6. There is open lab always open for any students till office hour so you may use that lab

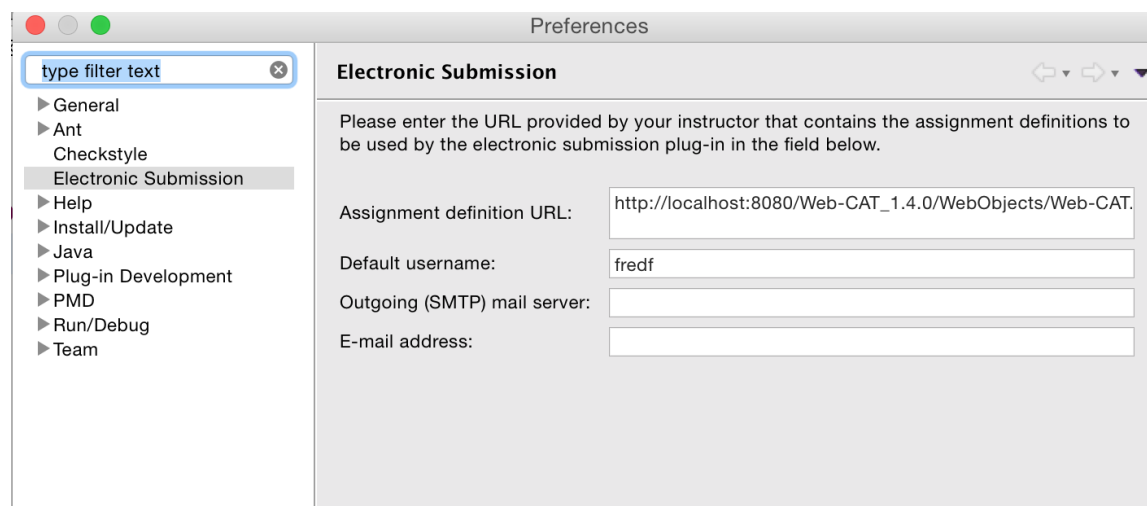
Rule & Regulation for Lab CSC111

OR (Through Eclipse)

B.

Eclipse plug in is installed in the lab. There is one step, which student needs to do one time only. Each student should set up the Electronic Submission URL as following:

Go to **Window -> preferences -> Electronic Submission**


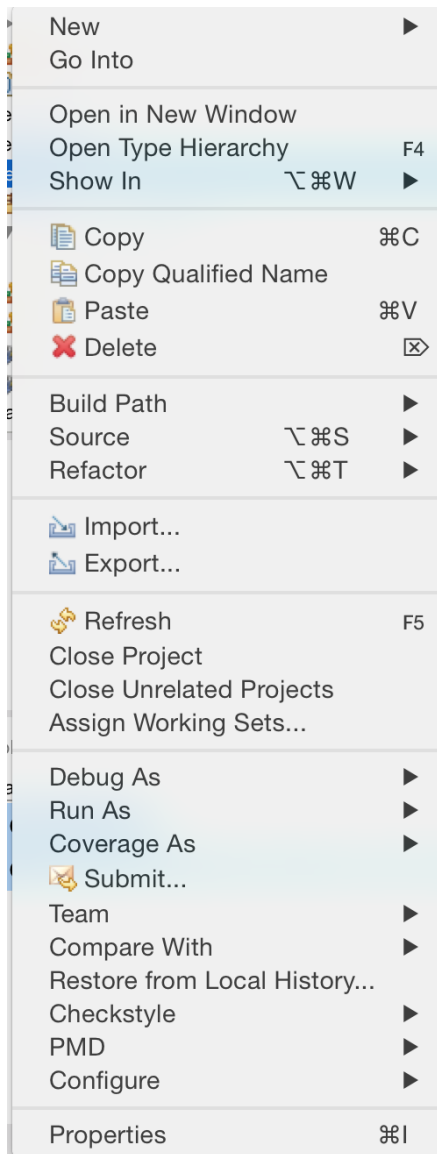


Enter the following URL (one line please)

<http://10.131.240.28:8080/Web-CAT/WebObjects/Web-CAT.woa/wa/assignments/eclipse>

After that, when a student is done with his lab **right click on the project** and click **submit**.

Rule & Regulation for Lab CSC111



Rule & Regulation for Lab CSC111

Then student should pick up the assignment, enters his username and password and then clicks **Next**. Then clicks **Finish**.

Electronic Submission

Please choose the assignment to which you want to submit below, and enter the username and password that you use to connect to the electronic grader.

Project: Choose...

Submit as: ▼ CSC 111
Lab 02: Test main

Username:

Password:

The student is going to get his grade inside a window in eclipse after that. The grade window is similar to the following:

Your Assignment Submission Results Viewing: Spring 2015 »

▼ Result Summary

Assignment Name	CSC 111 (morning 8-9): Lab 02 try #7	Score Summary
Partners	Fred Flintstone (fredf)	Design/Readability: 40.0/50.0
Submitted	01/29/15 02:40PM, 1 hr, 19 mins early	Correctness/Testing: 50.0/50.0
Total Score	90.0 + 30.0 early bonus = 120.0/100.0	Final score: 120.0/100.0

Position in class:

Rule & Regulation for Lab CSC111

8. Some section has merged with other section that is only for lab work rest is with me , I mean I have to take care your assignment marks , lab exams as well as marks .
9. For Syllabus click over http://fac.ksu.edu.sa/sites/default/files/syllabus-csc111-2015-2016-spring.docx_1.pdf
10. **If you have any enquiry , feel free to mail me mhaque@ksu.edu.sa , make sure in subject you have to write *your course , Section Number ,Student ID Number* for example *CSC111-58518-43256981* .**

Thanks & Regards

Mohammad Amanul Haque