

Chapter (5)

A Survey of Probability Concepts

Examples

Example (1):

A box contain five red balls, a ball is drawn at random, what is the possibility that the ball will be red?

$$n(R) = 5 \quad n(\Omega) = 5$$

$$P(R) = \frac{n(R)}{n(\Omega)} = \frac{5}{5} = 1 \text{ (Certain event)}$$

Example (2):

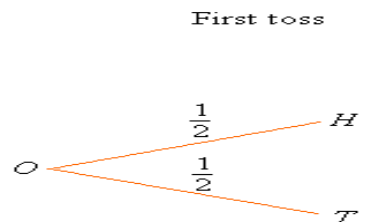
A box contain five red balls, a ball is drawn at random, what is the possibility that the ball will be blue?

$$n(B) = 0 \quad n(\Omega) = 5$$

$$P(B) = \frac{n(B)}{n(\Omega)} = \frac{0}{5} = 0 \text{ (Impossible event)}$$

Example (3):

An experiment is consisting of tossing (flip) a fair coin once, what is the probability of getting a head?



$$\Omega = \{ H, T \}$$

$$n(\Omega) = 2 \quad n(H) = 1$$

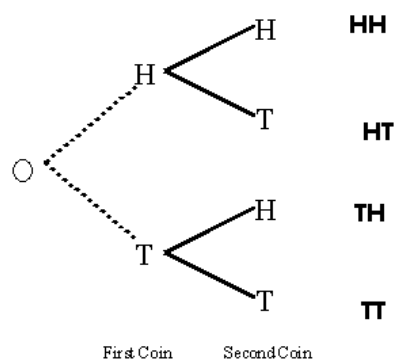
$$P(H) = \frac{n(H)}{n(\Omega)} = \frac{1}{2} = 0.50$$

Example (4):

If an experiment is consisting of tossing a fair coin twice, find:

1. The Set of all possible outcomes of the experiment.
2. The probability of the event of getting at least one head.
3. The probability of the event of getting exactly one head in the two tosses.
4. The probability of the event of getting two heads.

Solution:



1.

$$\Omega = \{HH, HT, TH, TT\}$$

Where,

$$n(\Omega) = 2^2 = 4$$

And since the coin is fair, then all of the elementary events are equally likely, i.e.

$$P(HH) = P(HT) = P(TH) = P(TT) = 0.25$$

2.

Let

$E_1 = \{HH, HT, TH\}$ be the event of getting at least one head, then

$$n(E_1) = 3$$

$$\text{And hence } P(E_1) = \frac{n(E_1)}{n(\Omega)} = \frac{3}{4} = 0.75$$

3.

$E_2 = \{HT, TH\}$ be the event of getting exactly one head, then

$n(E_2) = 2$ And hence

$$P(E_2) = \frac{n(E_2)}{n(\Omega)} = \frac{2}{4} = 0.5$$

4. Let

$E_3 = \{HH\}$ be the event of getting two heads, then $n(E_3) = 1$

$$P(E_3) = \frac{n(E_3)}{n(\Omega)} = \frac{1}{4} = 0.25$$

Example (5):

If the experiment is consisting of rolling a fair die once, find:

1. Set of all possible outcomes of the experiment.
2. The probability of the event of getting an even number.
3. The probability of the event of getting an odd number.
4. The probability of the event of getting a four or five.
5. The probability of the event of getting a number less than 5.

Solution:

1.

$$\Omega = \{1, 2, 3, 4, 5, 6\} \quad n(\Omega) = 6$$

Since the die is fair, then all events are equally likely, i.e.

$$P(1) = P(2) = \dots = P(6) = \frac{1}{6}$$

2. Let,

$E_1 = \{2, 4, 6\}$ be the event of getting an even number, then

$$n(E_1) = 3$$

$$P(E_1) = \frac{n(E_1)}{n(\Omega)} = \frac{3}{6} = 0.50$$

3.

$E_2 = \{1, 3, 5\}$ be the event of getting an odd number, then

$$n(E_2) = 3$$

$$P(E_2) = \frac{n(E_2)}{n(\Omega)} = \frac{3}{6} = 0.50$$

4. Let,

$E_3 = \{4, 5\}$ be the event of getting a four or five, then

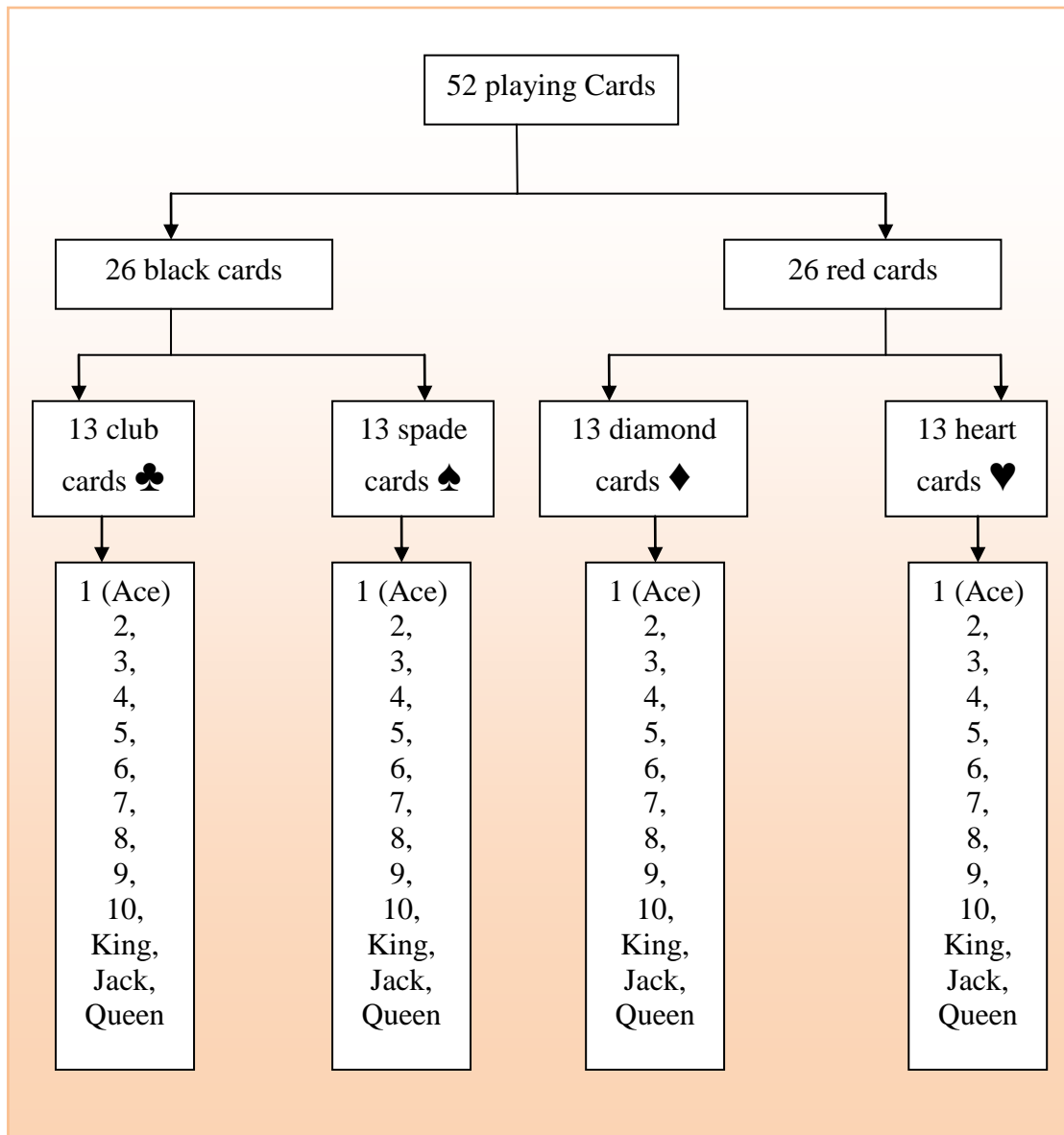
$$n(E_3) = 2$$

$$P(E_3) = \frac{n(E_3)}{n(\Omega)} = \frac{2}{6} = 0.33$$

5. Let,

$E_4 = \{1, 2, 3, 4\}$ be the event of getting a number less than 5, then

$$P(E_4) = \frac{n(E_4)}{n(\Omega)} = \frac{4}{6} = 0.67$$



Example (6):

When one card is drawn from a well-shuffled deck of 52 playing cards, what are the probabilities of getting?

1. A black card.

$$P(\text{Black card}) = \frac{26}{52} = 0.5$$

2. Number 2.

$$P(\text{Number 2}) = \frac{4}{52} = 0.08$$

3. A black king = $\frac{2}{52} = 0.038$.

4. Number 3, 4, 5.

$$P(\text{Number 3,4,5}) = \frac{12}{52} = 0.23$$

5. A heart card.

$$P(\text{A heard card}) = \frac{13}{52} = 0.25$$

6. A jack or queen or king or ace.

$$P(A \cup B \cup C \cup D) = P(A) + P(B) + P(C) + P(D)$$

$$= \frac{4}{52} + \frac{4}{52} + \frac{4}{52} + \frac{4}{52} = \frac{16}{52}$$

7. A card number 7 spade.

$$P(A) = \frac{1}{52}$$

Example (7):

Suppose that $P(A) = 0.4$ and $P(B) = 0.2$. If events A and B are mutually exclusive:

- What is the probability of either A or B occurring.
- What is the probability of neither A nor B will happen.

Solution:

$$P(A \cup B) = P(A) + P(B) = 0.4 + 0.2 = 0.6$$

$$P(\sim(A \cup B)) = 1 - P(A \cup B) = 1 - 0.6 = 0.4$$

Example (8):

The probabilities of the events A and B are 0.20 and 0.25, respectively. The probability that both A and B occur is 0.10. What is the probability of either A or B occurring.

Solution:

$$P(A \text{ or } B) = P(A \cup B) = P(A) + P(B) - P(A \cap B)$$

$$= 0.20 + 0.25 - 0.10 = 0.45 - 0.10 = 0.35$$

Example (9):

Suppose $P(A) = 0.3$ and $P(B) = 0.15$. What is the probability of A and B?

Solution:

$$P(A \text{ and } B) = P(A \cap B) = P(A) \times P(B) = 0.30 \times 0.15 = 0.045$$

Example (10): Suppose $P(A) = 0.45$ & $P(B|A) = 0.12$. What is the probability of A and B?

Solution:

$$P(A \text{ and } B) = P(A \cap B) = P(A)P(B|A) = 0.45 \times 0.12 = 0.054$$

Example (11):

Suppose that $P(A) = 0.7$ and $P(A \cap B) = 0.21$, find:

1. The value of $P(B|A)$
2. If $P(B) = 0.3$ are events A and B independent?

Solution:

$$1. P(B|A) = \frac{P(A \cap B)}{P(A)} = \frac{0.21}{0.7} = 0.30$$

2. $\because P(B|A) = 0.30$ and $P(B) = 0.3$
 $\therefore A$ and B independent

Example (12):

The events A and B are mutually exclusive. If $P(A) = 0.2$ $P(B) = 0.5$ Find the probability of:

1. Either A or B
2. Neither A nor B

Solution:

$$1. \because P(A \cap B) = 0$$

$$\therefore P(A \cup B) = P(A) + P(B) = 0.2 + 0.5 = 0.7$$

$$2. P(\sim (A \cup B)) = 1 - P(A \cup B) = 1 - 0.70 = 0.30$$

Example (13):

If A and B two events .Let $P(A) = 0.2$, $P(B) = 0.5$, $P(A \cap B) = 0.1$. Find:

1. Either A or B
2. Neither A nor B

Solution:

$$1. P(A \cup B) = P(A) + P(B) - P(A \cap B) = 0.2 + 0.5 - 0.1 = 0.6$$

$$2. P(\sim (A \cup B)) = 1 - P(A \cup B) = 1 - 0.6 = 0.5$$

Example (14)

The events A and B are independent .Let $P(A) = 0.2$ $P(B) = 0.5$

Find:

1. $P(A \text{ and } B)$
2. $P(\sim (A \cap B))$
3. **Either A or B**
4. **Neither A nor B**

Solution:

1. $P(A \cap B) = P(A)P(B) = (0.2)(0.5) = 0.1$
2. $P(\sim (A \cap B)) = 1 - P(A \cap B) = 1 - 0.1 = 0.9$
3. $P(A \cup B) = P(A) + P(B) - P(A \cap B) = (0.2) + (0.5) - 0.1$
 $= 0.7 - 0.1 = 0.6$
4. $P(\sim (A \cup B)) = 1 - P(A \cup B) = 1 - 0.6 = 0.4$

Example (15)

The events A and B are dependent. Let $P(A) = 0.2$ $P(B|A) = 0.4$. **Find:**

1. $P(A \text{ and } B)$
2. $P(\sim (A \cap B))$

1. $P(A \cap B) = P(A)P(B|A) = (0.2)(0.4) = 0.08$
2. $P(\sim (A \cap B)) = 1 - P(A \cap B) = 1 - 0.08 = 0.92$

(Special rule of multiplication)

Example (16)

A box contains eight red balls and five white balls, two balls are drawn at random, find:

1. The probability of getting both the balls white, when the first ball drawn is replace.
2. The probability of getting both the balls red, when the first ball drawn is replace
3. The probability of getting one of the balls red, when the first drawn ball is replaced back.

Solution:

Let W_1 be the event that the in the first draw is white and W_2 . In a similar way define R_1 and R_2 . Since the result of the first draw has no effects on the result of the second draw, it follows that W_1 and W_2 are independent and similarly R_1 and R_2 are independent.

1.

$$P(W_1 \cap W_2) = P(W_1)P(W_2) = \left(\frac{5}{13}\right)\left(\frac{5}{13}\right) = \frac{25}{169}$$

2.

$$P(R_1 \cap R_2) = P(R_1)P(R_2) = \left(\frac{8}{13}\right)\left(\frac{8}{13}\right) = \frac{64}{169}$$

3. Since the first drawn ball is replaced back, then the result of the first draw has no effect on the result of the second draw. Let E be the event that one of the ball is red, then:

$$P(E) = P(R_1)P(W_2) + P(W_1)P(R_2) = \left(\frac{8}{13}\right)\left(\frac{5}{13}\right) + \left(\frac{5}{13}\right)\left(\frac{8}{13}\right) = \frac{80}{169}$$

Example (17):

Two cards are drawn with replacement from a well-shuffled deck of 52 playing cards. What is the probability of getting king in the first card and ace in the second?

Solution:

Since the first drawn card is replaced back, then the result of the first draw has no effect on the result of the second draw.

$$P(E_1 \text{ and } E_2) = P(E_1 \cap E_2) = P(E_1)P(E_2) = \left(\frac{4}{52}\right)\left(\frac{4}{52}\right) = \frac{16}{2704}$$

General rule of multiplication

Example (18)

A box contains seven blue balls and five red balls, two balls are drawn at random without replacement, find:

1. The probability that both balls are blue.
2. The probability that both balls are red.
3. The probability that one of the balls is blue.
4. The probability that at least one of the balls is blue.
5. The probability that at most one of the balls is blue.

Solution:

Let B_1 denote the event that the ball in the first draw is blue and B_2 denote the event that the ball in the second draw is blue. In a similar way define R_1 and R_2 .

1.

$$\begin{aligned} P(B_1 \text{ and } B_2) &= P(B_1 \cap B_2) = P(B_1) P(B_2|B_1) \\ &= \left(\frac{7}{12}\right)\left(\frac{6}{11}\right) = \frac{42}{132} = 0.32 \end{aligned}$$

2.

$$\begin{aligned} P(R_1 \text{ and } R_2) &= P(R_1 \cap R_2) = P(R_1) P(R_2|R_1) \\ &= \left(\frac{5}{12}\right)\left(\frac{4}{11}\right) = \frac{20}{132} = 0.15 \end{aligned}$$

3.

$$\begin{aligned} P(\text{one ball is blue}) &= \\ P((B_1 \text{ and } R_2) \text{ or } (R_1 \text{ and } B_2)) &= P(B_1) P(R_2|B_1) + P(R_1) P(B_2|R_1) \\ &= \left(\frac{7}{12}\right)\left(\frac{5}{11}\right) + \left(\frac{5}{12}\right)\left(\frac{7}{11}\right) \\ &= \frac{35}{132} + \frac{35}{132} = \frac{70}{132} = 0.53 \end{aligned}$$

4. That at least one of the balls is blue

$$\begin{aligned} P(\text{At least one ball is blue}) &= P((B_1 \text{ and } B_2) \text{ or } (B_1 \text{ and } R_2) \text{ or } (R_1 \text{ and } B_2)) \\ &= P(B_1) P(B_2|B_1) + P(B_1) P(R_2|B_1) + P(R_1) P(B_2|R_1) \\ &= \left(\frac{7}{12}\right)\left(\frac{6}{11}\right) + \left(\frac{7}{12}\right)\left(\frac{5}{11}\right) + \left(\frac{5}{12}\right)\left(\frac{7}{11}\right) \\ &= \frac{42}{132} + \frac{35}{132} + \frac{35}{132} = \frac{112}{132} = 0.85 \end{aligned}$$

Another solution:

$$\begin{aligned}
P(\text{at least one blue ball}) &= 1 - P(\text{zero blue ball}) \\
&= 1 - P(R_1 \text{ and } R_2) \\
&= 1 - \left[\left(\frac{5}{12} \right) \left(\frac{4}{11} \right) \right] \\
&= 1 - \frac{20}{132} = 1 - 0.15 = 0.85
\end{aligned}$$

5.

$$\begin{aligned}
P(\text{at most one ball is blue}) &= P((B_1 \text{ and } R_2) \text{ or } (R_1 \text{ and } B_2) \text{ or } (R_1 \text{ and } R_2)) \\
&= P(B_1)P(R_2|B_1) + P(R_1)P(B_2|R_1) + P(R_1)P(R_2|R_1) \\
&= \left(\frac{7}{12} \right) \left(\frac{5}{11} \right) + \left(\frac{5}{12} \right) \left(\frac{7}{11} \right) + \left(\frac{5}{12} \right) \left(\frac{4}{11} \right) \\
&= \frac{35}{132} + \frac{35}{132} + \frac{20}{132} = \frac{90}{132} = 0.68
\end{aligned}$$

Another solution:

$$\begin{aligned}
P(\text{at most one blue ball}) &= 1 - P(\text{two blue balls}) \\
&= 1 - P(B_1 \text{ and } B_2) \\
&= 1 - \left[\left(\frac{7}{12} \right) \left(\frac{6}{11} \right) \right] \\
&= 1 - \frac{42}{132} = 1 - 0.32 = 0.68
\end{aligned}$$

Example (19):

A single 6-sided die is rolled. What is the probability of rolling a 2 or a 5?

$$P(A \text{ or } B) = P(A) + P(B)$$

$$P(2) + P(5) = (1/6) + (1/6) = 2/6 = 1/3$$

Example (20) A spinner has 4 equal sectors colored yellow, blue, green, and red. What is the probability of landing on red or blue after spinning this spinner?



$$P(\text{red}) = \frac{1}{4}$$

$$P(\text{blue}) = \frac{1}{4}$$

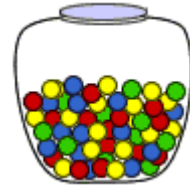
$$P(\text{red or blue}) = P(\text{red}) + P(\text{blue})$$

$$= \frac{1}{4} + \frac{1}{4}$$

$$= \frac{2}{4}$$

$$= \frac{1}{2}$$

Example (21): A glass jar contains 1 red, 3 green, 2 blue, and 4 yellow marbles. If a single marble is chosen at random from the jar, what is the probability that it is yellow or green?



$$P(\text{yellow}) = \frac{4}{10}$$

$$P(\text{green}) = \frac{3}{10}$$

$$P(\text{yellow or green}) = P(\text{yellow}) + P(\text{green})$$

$$= \frac{4}{10} + \frac{3}{10}$$

$$= \frac{7}{10}$$

Example (22): In a math class of 30 students, 17 are boys and 13 are girls. On a unit test, 4 boys and 5 girls made an A grade. If a student is chosen at random from the class, what is the probability of choosing a girl or an A student?

$$P(\text{girl or A}) = P(\text{girl}) + P(\text{A}) - P(\text{girl and A})$$

$$= \frac{13}{30} + \frac{9}{30} - \frac{5}{30}$$

$$= \frac{17}{30}$$

Example (23): On New Year's Eve, the probability of a person having a car accident is 0.09. The probability of a person driving while talking mobile is 0.32 and probability of a person having a car accident while Driving while talking is 0.15. What is the probability of a person driving while talking mobile or having a car accident?



$$\begin{aligned}
 P(\text{intoxicated or accident}) &= P(\text{talking mobile}) + P(\text{accident}) - P(\text{talking mobile and accident}) \\
 &= 0.32 + 0.09 - 0.15 \\
 &= 0.26
 \end{aligned}$$

Example (24)

Suppose we roll one die followed by another and want to find the probability of rolling a 4 on the first die and rolling an even number on the second die.

Solution:

Notice in this problem we are not dealing with the sum of both dice. We are only dealing with the probability of 4 on one die only and then, as a separate event, the probability of an even number on one die only.

$$P(4) = 1/6$$

$$P(\text{even}) = 3/6$$

So

$$P(4 \cap \text{even}) = (1/6)(3/6) = 3/36 = 1/12$$

Example (25)

Suppose you have a box with 3 blue marbles, 2 red marbles, and 4 yellow marbles. You are going to pull out one marble, record its color, **put it back** in the box and draw another marble. What is the probability of pulling out a red marble followed by a blue marble?

Solution:

The multiplication rule says we need to find $P(\text{red}) * P(\text{blue})$.

$$P(\text{red}) = 2/9$$

$$P(\text{blue}) = 3/9$$

$$P(\text{red} \cap \text{blue}) = (2/9)(3/9) = 6/81 = 2/27$$

Example (26)

Consider the same box of marbles as in the previous example.

However in this case, we are going to pull out the first marble, **leave it out**, and then pull out another marble. What is the probability of pulling out a red marble followed by a blue marble?

Solution:

We can still use the multiplication rule which says we need to find $P(\text{red}) * P(\text{blue})$. But be aware that in this case when we go to pull out the second marble, there will only be **8 marbles left in the bag**.

$$P(\text{red}) = 2/9$$

$$P(\text{blue}) = 3/8$$

$$P(\text{red} \cap \text{blue}) = (2/9)(3/8) = 6/72 = 1/12$$

Example (27): A coin is tossed and a single 6-sided die is rolled. Find the probability of landing on the head side of the coin and rolling a 3 on the die.

Solution:

$$P(\text{head}) = \frac{1}{2}$$

$$P(3) = \frac{1}{6}$$

$$P(\text{head and } 3) = P(\text{head}) \cdot P(3)$$

$$= \frac{1}{2} \cdot \frac{1}{6}$$

$$= \frac{1}{12}$$

Example (28): A school survey found that 9 out of 10 students like pizza. If three students are chosen at random **with replacement**, what is the probability that all three students like pizza?

Solution::

$$\begin{aligned} P(\text{student 1 likes pizza}) &= \frac{9}{10} \\ P(\text{student 2 likes pizza}) &= \frac{9}{10} \\ P(\text{student 3 likes pizza}) &= \frac{9}{10} \\ P(\text{student 1 and student 2 and student 3 like pizza}) &= \frac{9}{10} \cdot \frac{9}{10} \cdot \frac{9}{10} = \frac{729}{1000} \end{aligned}$$

Example (29):

A committee consists of four women and three men. The committee will randomly select two people to attend a conference in Hawaii. Find the probability that both are women.

Solution:

Let A be the event that first person selected is woman and B be the event that second person selected is woman.

Then $P(A) = P(B) = 4/7$ as there are 4 women in the committee of 7 people.

Now we selected a woman as the first person to attend the conference, we cannot select her as a second person to attend the conference.

So now there are 6 people left to select from and only 3 of them are women. So to find the probability of selecting both women is

$$P(A \text{ and } B) = P(A) * P(B | A) = (4/7) * (3/6) = 12/42 = 0.2857$$

Example (30):

The following table classifies 80 individuals according to whether they are employed (E) or unemployed (U) and according to their smoking habits; Smoker (M) and Nonsmoker (N):

	<i>E</i>	<i>U</i>	Total
<i>S</i>	20	15	35
<i>N</i>	10	35	45
Total	30	50	80

Find: 1. $P(M|E)$ 2. $P(N|U)$

Solution:

$$1. P(M | E) = \frac{P(M \cap E)}{P(E)} = \frac{20}{30} = 0.67$$

$$2. P(N \setminus U) = \frac{P(N \cap U)}{P(U)} = \frac{35}{50} = 0.70$$

Example (31):

The following table shows the classification of 80 employees from Company (A) according to nationality and age.

Nationality Age	Saudi (S)	Tunisian (T)	Egyptian (E)	Total
(20–30) (A)	5	3	4	12
(30–40) (B)	15	5	6	26
(40–50) (C)	12	4	9	25
(50–60) (D)	8	2	7	17
Total	40	14	26	80

If an employee selected at random, find:

$$a. P(A) = \frac{12}{80} = 0.15$$

$$b. P(\sim E) = 1 - P(E) = 1 - \frac{26}{80} = 1 - 0.33 = 0.67$$

$$c. P(A \cap E) = \frac{4}{80} = 0.05$$

$$d. P(\sim (A \cap E)) = 1 - 0.05 = 0.95$$

$$e. P(D \cup S) = P(D) + P(S) - P(D \cap S) = \frac{17}{80} + \frac{40}{80} - \frac{8}{80} = \frac{49}{80} = 0.61$$

$$f. P(D \cup A) = P(D) + P(A) = \frac{17}{80} + \frac{12}{80} = \frac{29}{80} = 0.36$$

$$g. P(S \cap T) = P(\phi) = 0$$

$$h. P(B/S) = \frac{P(S \cap B)}{P(S)} = (15/80)/(40/80) = \left(\frac{15}{80}\right)\left(\frac{80}{40}\right) = \frac{15}{40} = 0.38$$

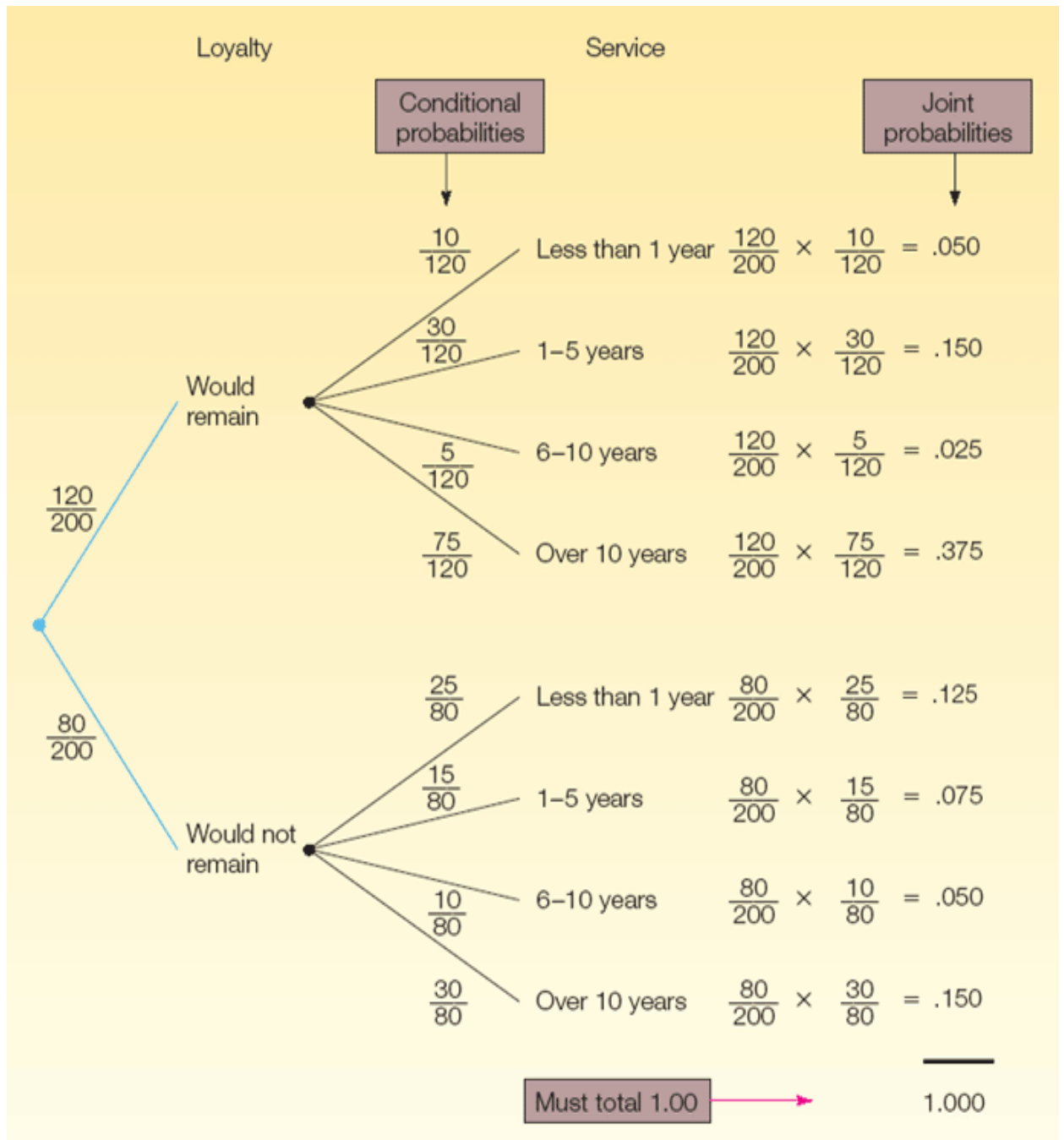
$$i. P(C/T) = \frac{P(T \cap C)}{P(T)} = \frac{4}{14} = 0.29$$

Example (32): (p 157)

Samples of executives were surveyed about their loyalty to their company. One of the questions was, “If you were given an offer by another company equal to or slightly better than your present position, would you remain with the company or take the other position?” The responses of the 200 executives in the survey were cross-classified with their length of service with the company.

Loyalty	Length of Service				Total
	Less than 1 Year, B_1	1–5 Years, B_2	6–10 Years, B_3	More than 10 Years, B_4	
Would remain, A_1	10	30	5	75	120
Would not remain, A_2	25	15	10	30	80
	35	45	15	105	200

We will use the data in table to show the construction of a tree diagram.
(Numbers on the branches represent probabilities each event)



For example

$$P(A_1) = 120/200$$

$$P(A_2) = 80/200$$

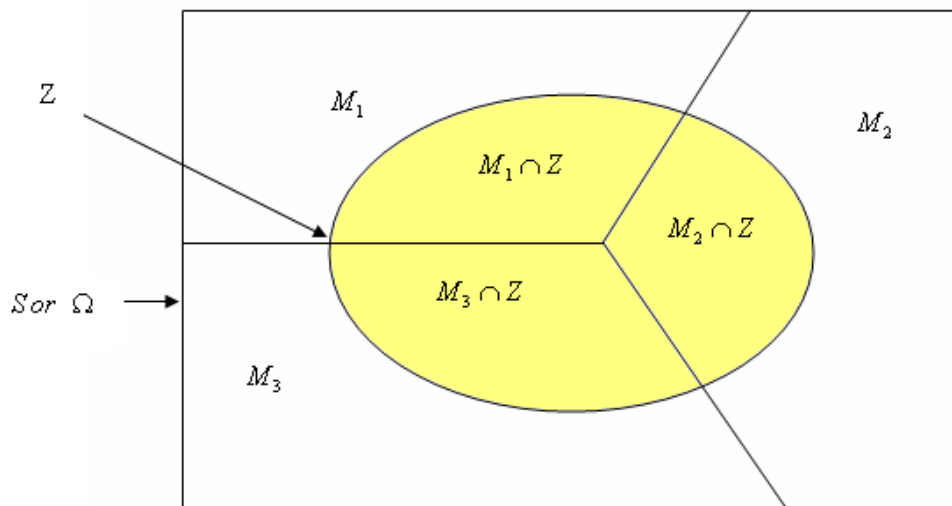
$$P(A_1 \text{ and } B_1) = (120/200) * (10/120) = 0.05$$

Example (33)

In a bolt factory 0.25, 0.35 and 0.40 of the total production is manufactured by machines 1, 2, 3 out of which 0.05, 0.04 and 0.02 are defective respectively. If a bolt drowns at random and found to be defective, what is the probability that it is manufactured by machine 1?

Event, M_i	Probability , $P(M_i)$	Conditional Probability , $P(Z M_i)$	$P(M_i \cap Z)$	$P(M_i \setminus Z)$
Production of machine1(M_1)	0.25	0.05	0.0125	0.0125\0.0345=0.36
Production of machine1(M_2)	0.35	0.04	0.014	0.014\0.0345=0.41
Production of machine1(M_3)	0.40	0.02	0.008	0.008\0.0345=0.23
Total			$P(Z) = 0.0345$	1

$$P(M_1|Z) = \frac{P(M_1)P(Z|M_1)}{P(Z)} = \frac{(0.25)(0.05)}{0.0345} = \frac{0.0125}{0.0345} = 0.36$$



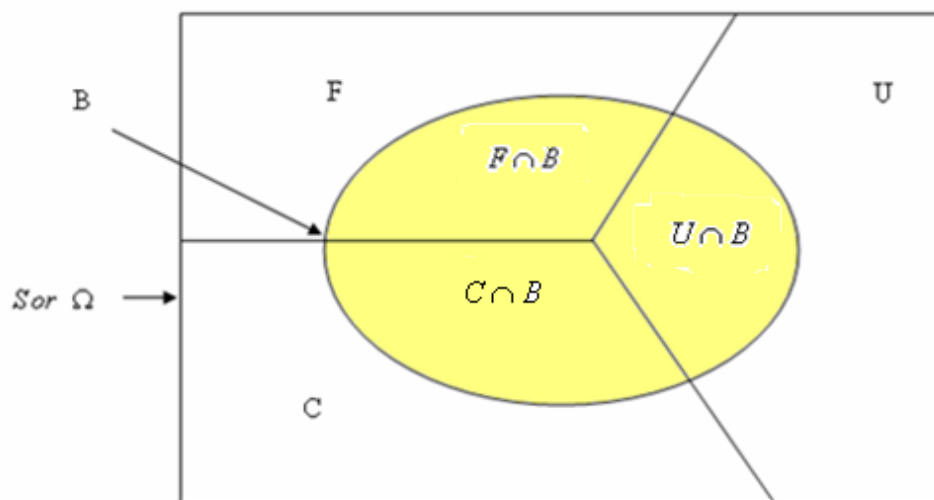
Example (34)

In a group of students, 0.22 of them from France, 0.33 from UK and 0.45 from Canada. If the proportion of boys is as follows: 0.11 for the France students, 0.21 for the UK students and 0.10 for the Canadian students. If a student is selected at random and he was a boy, what's the probability that he is from France?

Event " E_i "	Probability $P(E_i)$	Conditional Probability $P(B E_i)$	$P(E_i \cap B)$	$P(E_i B)$
Students from France (F)	0.22	0.11	0.0242	$0.0242 \div 0.1385 = 0.17$
Students from UK (U)	0.33	0.21	0.0693	$0.0693 \div 0.1385 = 0.50$
Students from Canada (C)	0.45	0.10	0.045	$0.045 \div 0.1385 = 0.33$
Total			$P(B) = 0.1385$	1

The probability that the selected student is from France given that he is a boy:

$$P(F | B) = \frac{P(F)P(B|F)}{P(B)} = \frac{(0.22)(0.11)}{0.1385} = \frac{0.0242}{0.1385} = 0.1747$$



Example (35)

An aircraft emergency locator transmitter (ELT) is a device designed to transmit a signal in the case of a crash.

The Altigauge Manufacturing Company makes 80% of the ELTs.

The Bryant Company makes 15% of them.

The Chartair Company makes the other 5%.

The ELTs made by Altigauge have a 4% rate of defects, the Bryant ELTs have a 6% rate of defects, and the Chartair ELTs have a 9% rate of defects

If a randomly selected ELT is then tested and is found to be defective, find the probability that it was made by the Altigauge Manufacturing Company.

Solution

We use the following notation:

A_1 : ELT manufactured by Altigauge

A_2 : ELT manufactured by Bryant

A_3 : ELT manufactured by Chartair

D_i : ELT is defective

G_i : ELT is not defective (or it is good)

Event A_i	$P(A_i)$	Conditional Probability $P(D_i / A_i)$	Joint Probability $P(A_i \text{ and } D_i)$	Posterior Probability $P(A_i / D_i)$
A_1	0.8	0.04	0.032	0.703
A_2	0.15	0.06	0.009	0.197
A_3	0.05	0.09	0.0045	0.099
			0.0455	

$$P(A_1/D_1) = \frac{P(A_1)P(D_1/A_1)}{P(A_1)P(D_1/A_1) + P(A_2)P(D_2/A_2) + P(A_3)P(D_3/A_3)}$$

$$P(A_1/D_1) = \frac{0.032}{0.032 + 0.009 + 0.0045} = \frac{0.032}{0.0455} = 0.703$$