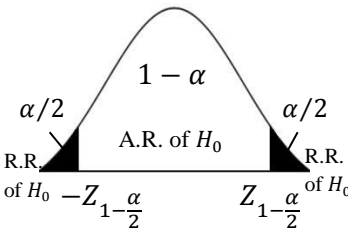
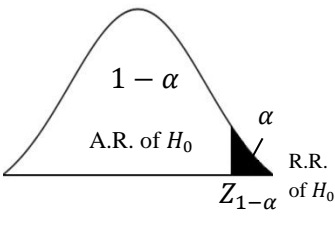
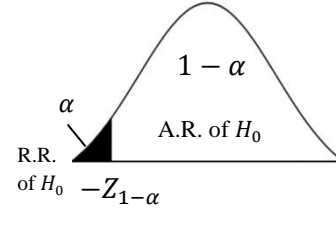
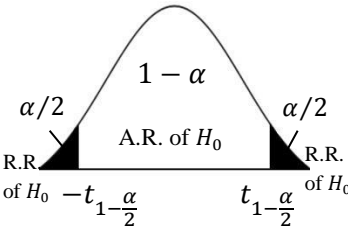
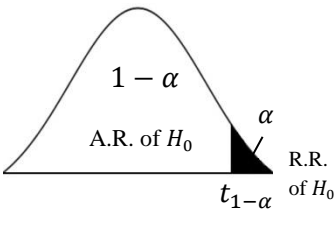
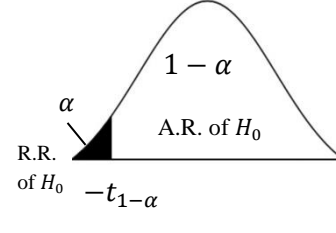


Chapter 7: Test Hypotheses

1. Test Hypotheses for the population Mean (μ):

Test Procedures:

Hypotheses	$H_0: \mu = \mu_0$ vs $H_A: \mu \neq \mu_0$	$H_0: \mu \leq \mu_0$ vs $H_A: \mu > \mu_0$	$H_0: \mu \geq \mu_0$ vs $H_A: \mu < \mu_0$
First Case	σ^2 is known; Normal or Non-normal Distribution		
Test Statistic (T.S.)	$Z = \frac{\bar{X} - \mu_0}{\sigma/\sqrt{n}} \sim N(0,1)$		
Rejection Region (R.R.) & Acceptance Region (A.R.) of H_0			
Critical Value	$-Z_{1-\frac{\alpha}{2}}$ and $Z_{1-\frac{\alpha}{2}}$	$Z_{1-\alpha}$	$-Z_{1-\alpha}$
Decision	We reject H_0 (and accept H_A) at the significance level α if:		
	$Z < -Z_{1-\frac{\alpha}{2}}$ or $Z > Z_{1-\frac{\alpha}{2}}$	$Z > Z_{1-\alpha}$	$Z < -Z_{1-\alpha}$
Second Case	σ^2 is unknown; Normal Distribution		
Test Statistic (T.S.)	$T = \frac{\bar{X} - \mu_0}{S/\sqrt{n}} \sim t(n-1), df = v = n-1$		
Rejection Region (R.R.) & Acceptance Region (A.R.) of H_0			
Critical Value	$-t_{1-\frac{\alpha}{2}}$ and $t_{1-\frac{\alpha}{2}}$	$t_{1-\alpha}$	$-t_{1-\alpha}$
Decision	We reject H_0 (and accept H_A) at the significance level α if:		
	$T < -t_{1-\frac{\alpha}{2}}$ or $T > t_{1-\frac{\alpha}{2}}$	$T > t_{1-\alpha}$	$T < -t_{1-\alpha}$

2. Test Hypotheses for the Difference Between Two Population Means ($\mu_1 - \mu_2$)(Independent Populations):

Test Procedures:

Hypotheses	$H_0: \mu_1 = \mu_2$ vs $H_A: \mu_1 \neq \mu_2$	$H_0: \mu_1 \leq \mu_2$ vs $H_A: \mu_1 > \mu_2$	$H_0: \mu_1 \geq \mu_2$ vs $H_A: \mu_1 < \mu_2$
First Case	σ_1^2 and σ_2^2 are known		
Test Statistic (T.S.)	$Z = \frac{\bar{X}_1 - \bar{X}_2}{\sqrt{\frac{\sigma_1^2}{n_1} + \frac{\sigma_2^2}{n_2}}} \sim N(0,1)$		
Rejection Region (R.R.) & Acceptance Region (A.R.) of H_0			
Critical Value	$-Z_{1-\frac{\alpha}{2}}$ and $Z_{1-\frac{\alpha}{2}}$	$Z_{1-\alpha}$	$-Z_{1-\alpha}$
Decision	We reject H_0 (and accept H_A) at the significance level α if:		
	$Z < -Z_{1-\frac{\alpha}{2}}$ or $Z > Z_{1-\frac{\alpha}{2}}$	$Z > Z_{1-\alpha}$	$Z < -Z_{1-\alpha}$
Second Case	σ_1^2 and σ_2^2 are known but equal ($\sigma_1^2 = \sigma_2^2 = \sigma^2$)		
Test Statistic (T.S.)	$T = \frac{\bar{X}_1 - \bar{X}_2}{\sqrt{\frac{s_p^2}{n_1} + \frac{s_p^2}{n_2}}} \sim t(n_1 + n_2 - 2), \quad df = v = n_1 + n_2 - 2$ $s_p^2 = \frac{(n_1 - 1)S_1^2 + (n_2 - 1)S_2^2}{n_1 + n_2 - 2}$		
Rejection Region (R.R.) & Acceptance Region (A.R.) of H_0			
Critical Value	$-t_{1-\frac{\alpha}{2}}$ and $t_{1-\frac{\alpha}{2}}$	$t_{1-\alpha}$	$-t_{1-\alpha}$
Decision	We reject H_0 (and accept H_A) at the significance level α if:		
	$T < -t_{1-\frac{\alpha}{2}}$ or $T > t_{1-\frac{\alpha}{2}}$	$T > t_{1-\alpha}$	$T < -t_{1-\alpha}$

3. Confidence Interval and Test Hypotheses for the Difference Between Two Population Means ($\mu_1 - \mu_2 = \mu_D$) (Dependent/Related Populations):

The Procedure:

Calculate the Quantities	<ul style="list-style-type: none"> • The differences (D-observations): $D_i = X_i - Y_i, i = 1, 2, \dots, n$ • Sample Mean of the D-observations: $\bar{D} = \frac{\sum_{i=1}^n D_i}{n}$ • Sample Variance of the D-observations: $S_D^2 = \frac{\sum_{i=1}^n (D_i - \bar{D})^2}{n-1}$ • Sample Standard Deviation of the D-observations: $S_D = \sqrt{S_D^2}$ 		
Confidence Interval for $\mu_D = \mu_1 - \mu_2$			
100(1 - α)% Confidence Interval for μ_D	$\bar{D} \pm t_{1-\frac{\alpha}{2}} \frac{S_D}{\sqrt{n}}, \quad df = v = n - 1$		
Test Hypotheses for $\mu_D = \mu_1 - \mu_2$			
Hypotheses	$H_0: \mu_1 = \mu_2$ vs $H_A: \mu_1 \neq \mu_2$ or $H_0: \mu_D = 0$ vs $H_A: \mu_D \neq 0$	$H_0: \mu_1 \leq \mu_2$ vs $H_A: \mu_1 > \mu_2$ or $H_0: \mu_D \leq 0$ vs $H_A: \mu_D > 0$	$H_0: \mu_1 \geq \mu_2$ vs $H_A: \mu_1 < \mu_2$ or $H_0: \mu_D \geq 0$ vs $H_A: \mu_D < 0$
Test Statistic (T.S.)	$T = \frac{\bar{D}}{S_D/\sqrt{n}} \sim t(n-1), \quad df = v = n - 1$		
Rejection Region (R.R.) & Acceptance Region (A.R.) of H_0			
Critical Value	$-t_{1-\frac{\alpha}{2}} \quad \text{and} \quad t_{1-\frac{\alpha}{2}}$	$t_{1-\alpha}$	$-t_{1-\alpha}$
Decision	We reject H_0 (and accept H_A) at the significance level α if:		
	$T < -t_{1-\frac{\alpha}{2}} \quad \text{or} \quad T > t_{1-\frac{\alpha}{2}}$	$T > t_{1-\alpha}$	$T < -t_{1-\alpha}$

4. Test Hypotheses for the Population Proportion (p):

Test Procedure:

Hypotheses	$H_0: p = p_0$ vs $H_A: p \neq p_0$	$H_0: p \leq p_0$ vs $H_A: p > p_0$	$H_0: p \geq p_0$ vs $H_A: p < p_0$
Test Statistic (T.S.)	$Z = \frac{\hat{p} - p_0}{\sqrt{\frac{p_0(1-p_0)}{n}}} \sim N(0,1), \quad \hat{p} = \frac{X}{n}$		
Rejection Region (R.R.) & Acceptance Region (A.R.) of H_0			
Critical Value	$-Z_{1-\frac{\alpha}{2}}$ and $Z_{1-\frac{\alpha}{2}}$	$Z_{1-\alpha}$	$-Z_{1-\alpha}$
Decision	We reject H_0 (and accept H_A) at the significance level α if:		
	$Z < -Z_{1-\frac{\alpha}{2}}$ or $Z > Z_{1-\frac{\alpha}{2}}$	$Z > Z_{1-\alpha}$	$Z < -Z_{1-\alpha}$

5. Test Hypotheses for the Difference Between Two Population Proportions ($p_1 - p_2$):

Test Procedure:

Hypotheses	$H_0: p_1 = p_2$ vs $H_A: p_1 \neq p_2$	$H_0: p_1 \leq p_2$ vs $H_A: p_1 > p_2$	$H_0: p_1 \geq p_2$ vs $H_A: p_1 < p_2$
Test Statistic (T.S.)	$Z = \frac{\hat{p}_1 - \hat{p}_2}{\sqrt{\frac{\bar{p}(1-\bar{p})}{n_1} + \frac{\bar{p}(1-\bar{p})}{n_2}}} \sim N(0,1)$ $\hat{p}_1 = \frac{X_1}{n_1}, \hat{p}_2 = \frac{X_2}{n_2}, \bar{p} = \frac{X_1}{n_1} + \frac{X_2}{n_2}$		
Rejection Region (R.R.) & Acceptance Region (A.R.) of H_0			
Critical Value	$-Z_{1-\frac{\alpha}{2}}$ and $Z_{1-\frac{\alpha}{2}}$	$Z_{1-\alpha}$	$-Z_{1-\alpha}$
Decision	We reject H_0 (and accept H_A) at the significance level α if:		
	$Z < -Z_{1-\frac{\alpha}{2}}$ or $Z > Z_{1-\frac{\alpha}{2}}$	$Z > Z_{1-\alpha}$	$Z < -Z_{1-\alpha}$