

force exerted on a current-carrying conductor of arbitrary shape in a uniform magnetic field

$$\mathbf{F}_B = I\mathbf{L}' \times \mathbf{B} \quad (29.7)$$

where \mathbf{L}' is a vector directed from one end of the conductor to the opposite end. Because integration of Equation 29.4 for a closed loop yields a zero result, the net magnetic force on any closed loop carrying a current in a uniform magnetic field is zero.

The **magnetic dipole moment** $\boldsymbol{\mu}$ of a loop carrying a current I is

$$\boldsymbol{\mu} = I\mathbf{A} \quad (29.10)$$

where the area vector \mathbf{A} is perpendicular to the plane of the loop and $|\mathbf{A}|$ is equal to the area of the loop. The SI unit of $\boldsymbol{\mu}$ is $\text{A} \cdot \text{m}^2$.

The torque $\boldsymbol{\tau}$ on a current loop placed in a uniform magnetic field \mathbf{B} is

$$\boldsymbol{\tau} = \boldsymbol{\mu} \times \mathbf{B} \quad (29.11)$$

The potential energy of the system of a magnetic dipole in a magnetic field is

$$U = -\boldsymbol{\mu} \cdot \mathbf{B} \quad (29.12)$$

If a charged particle moves in a uniform magnetic field so that its initial velocity is perpendicular to the field, the particle moves in a circle, the plane of which is perpendicular to the magnetic field. The radius of the circular path is

$$r = \frac{mv}{qB} \quad (29.13)$$

where m is the mass of the particle and q is its charge. The angular speed of the charged particle is

$$\omega = \frac{qB}{m} \quad (29.14)$$

QUESTIONS

- At a given instant, a proton moves in the positive x direction through a magnetic field in the negative z direction. What is the direction of the magnetic force? Does the proton continue to move in the positive x direction? Explain.
- Two charged particles are projected into a magnetic field perpendicular to their velocities. If the charges are deflected in opposite directions, what can you say about them?
- If a charged particle moves in a straight line through some region of space, can you say that the magnetic field in that region is zero?
- Suppose an electron is chasing a proton up this page when they suddenly enter a magnetic field perpendicular to the page. What happens to the particles?
- How can the motion of a moving charged particle be used to distinguish between a magnetic field and an electric field? Give a specific example to justify your argument.
- List several similarities and differences between electric and magnetic forces.
- Justify the following statement: "It is impossible for a constant (in other words, a time-independent) magnetic field to alter the speed of a charged particle."
- In view of your answer to Question 7, what is the role of a magnetic field in a cyclotron?
- The electron beam in Figure Q29.9 is projected to the right. The beam deflects downward in the presence of a magnetic field produced by a pair of current-carrying coils. (a) What is the direction of the magnetic field? (b) What would happen to the beam if the magnetic field were reversed in direction?




Figure Q29.9

10. A current-carrying conductor experiences no magnetic force when placed in a certain manner in a uniform magnetic field. Explain.
11. Is it possible to orient a current loop in a uniform magnetic field such that the loop does not tend to rotate? Explain.
12. Explain why it is not possible to determine the charge and the mass of a charged particle separately by measuring accelerations produced by electric and magnetic forces on the particle.
13. How can a current loop be used to determine the presence of a magnetic field in a given region of space?
14. Charged particles from outer space, called cosmic rays, strike the Earth more frequently near the poles than near the equator. Why?
15. What is the net force on a compass needle in a uniform magnetic field?
16. What type of magnetic field is required to exert a resultant force on a magnetic dipole? What is the direction of the resultant force?
17. A proton moving horizontally enters a uniform magnetic field perpendicular to the proton's velocity, as shown in Figure Q29.17. Describe the subsequent motion of the proton. How would an electron behave under the same circumstances?

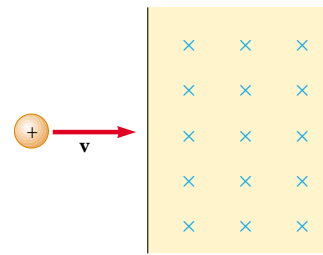


Figure Q29.17

18. In the cyclotron, why do particles having different speeds take the same amount of time to complete a one-half circle trip around one dee?
19. The *bubble chamber* is a device used for observing tracks of particles that pass through the chamber, which is immersed in a magnetic field. If some of the tracks are spirals and others are straight lines, what can you say about the particles?
20. Can a constant magnetic field set into motion an electron initially at rest? Explain your answer.
21. You are designing a magnetic probe that uses the Hall effect to measure magnetic fields. Assume that you are restricted to using a given material and that you have already made the probe as thin as possible. What, if anything, can be done to increase the Hall voltage produced for a given magnitude of magnetic field?

PROBLEMS

1, 2, 3 = straightforward, intermediate, challenging □ = full solution available in the *Student Solutions Manual and Study Guide*

= coached solution with hints available at <http://www.pse6.com> = computer useful in solving problem

= paired numerical and symbolic problems

Section 29.1 Magnetic Fields and Forces

1. Determine the initial direction of the deflection of charged particles as they enter the magnetic fields as shown in Figure P29.1.

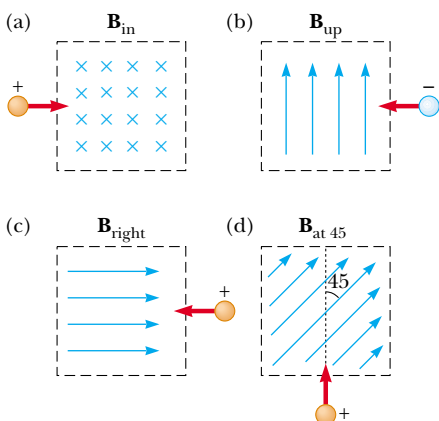


Figure P29.1

2. Consider an electron near the Earth's equator. In which direction does it tend to deflect if its velocity is directed
- (a) downward, (b) northward, (c) westward, or (d) south-eastward?
3. An electron moving along the positive x axis perpendicular to a magnetic field experiences a magnetic deflection in the negative y direction. What is the direction of the magnetic field?
4. A proton travels with a speed of 3.00×10^6 m/s at an angle of 37.0° with the direction of a magnetic field of 0.300 T in the $+y$ direction. What are (a) the magnitude of the magnetic force on the proton and (b) its acceleration?
5. A proton moves perpendicular to a uniform magnetic field \mathbf{B} at 1.00×10^7 m/s and experiences an acceleration of 2.00×10^{13} m/s² in the $+x$ direction when its velocity is in the $+z$ direction. Determine the magnitude and direction of the field.
6. An electron is accelerated through 2 400 V from rest and then enters a uniform 1.70-T magnetic field. What are (a) the maximum and (b) the minimum values of the magnetic force this charge can experience?
7. A proton moving at 4.00×10^6 m/s through a magnetic field of 1.70 T experiences a magnetic force of magnitude 8.20×10^{-13} N. What is the angle between the proton's velocity and the field?

8. At the equator, near the surface of the Earth, the magnetic field is approximately $50.0 \mu\text{T}$ northward, and the electric field is about 100 N/C downward in fair weather. Find the gravitational, electric, and magnetic forces on an electron in this environment, assuming the electron has an instantaneous velocity of $6.00 \times 10^6 \text{ m/s}$ directed to the east.
9. A proton moves with a velocity of $\mathbf{v} = (2\hat{\mathbf{i}} - 4\hat{\mathbf{j}} + \hat{\mathbf{k}}) \text{ m/s}$ in a region in which the magnetic field is $\mathbf{B} = (\hat{\mathbf{i}} + 2\hat{\mathbf{j}} - 3\hat{\mathbf{k}}) \text{ T}$. What is the magnitude of the magnetic force this charge experiences?
10. An electron has a velocity of $1.20 \times 10^4 \text{ m/s}$ (in the positive x direction), and an acceleration of $2.00 \times 10^{12} \text{ m/s}^2$ (in the positive z direction) in a uniform electric and magnetic field. If the electric field has a magnitude of 20.0 N/C (in the positive z direction), what can you determine about the magnetic field in the region? What can you not determine?

Section 29.2 Magnetic Force Acting on a Current-Carrying Conductor

11. A wire having a mass per unit length of 0.500 g/cm carries a 2.00-A current horizontally to the south. What are the direction and magnitude of the minimum magnetic field needed to lift this wire vertically upward?
12. A wire carries a steady current of 2.40 A . A straight section of the wire is 0.750 m long and lies along the x axis within a uniform magnetic field, $\mathbf{B} = 1.60\hat{\mathbf{k}} \text{ T}$. If the current is in the $+x$ direction, what is the magnetic force on the section of wire?
13. A wire 2.80 m in length carries a current of 5.00 A in a region where a uniform magnetic field has a magnitude of 0.390 T . Calculate the magnitude of the magnetic force on the wire assuming the angle between the magnetic field and the current is (a) 60.0° , (b) 90.0° , (c) 120° .
14. A conductor suspended by two flexible wires as shown in Figure P29.14 has a mass per unit length of 0.0400 kg/m . What current must exist in the conductor in order for the tension in the supporting wires to be zero when the magnetic field is 3.60 T into the page? What is the required direction for the current?

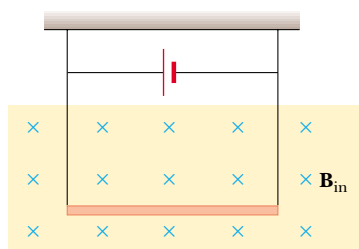


Figure P29.14

15. **Review Problem.** A rod of mass 0.720 kg and radius 6.00 cm rests on two parallel rails (Fig. P29.15) that are $d = 12.0 \text{ cm}$ apart and $L = 45.0 \text{ cm}$ long. The rod carries a current of $I = 48.0 \text{ A}$ (in the direction shown) and rolls along the rails without slipping. A uniform magnetic field

of magnitude 0.240 T is directed perpendicular to the rod and the rails. If it starts from rest, what is the speed of the rod as it leaves the rails?

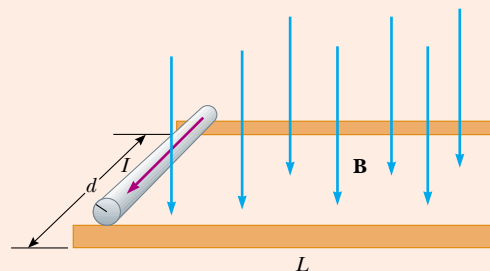


Figure P29.15 Problems 15 and 16.

16. **Review Problem.** A rod of mass m and radius R rests on two parallel rails (Fig. P29.15) that are a distance d apart and have a length L . The rod carries a current I (in the direction shown) and rolls along the rails without slipping. A uniform magnetic field B is directed perpendicular to the rod and the rails. If it starts from rest, what is the speed of the rod as it leaves the rails?
17. A nonuniform magnetic field exerts a net force on a magnetic dipole. A strong magnet is placed under a horizontal conducting ring of radius r that carries current I as shown in Figure P29.17. If the magnetic field \mathbf{B} makes an angle θ with the vertical at the ring's location, what are the magnitude and direction of the resultant force on the ring?

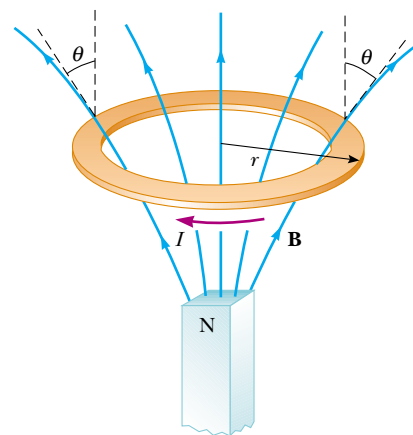


Figure P29.17

18. In Figure P29.18, the cube is 40.0 cm on each edge. Four straight segments of wire— ab , bc , cd , and da —form a closed loop that carries a current $I = 5.00 \text{ A}$, in the direction shown. A uniform magnetic field of magnitude $B = 0.0200 \text{ T}$ is in the positive y direction. Determine the magnitude and direction of the magnetic force on each segment.

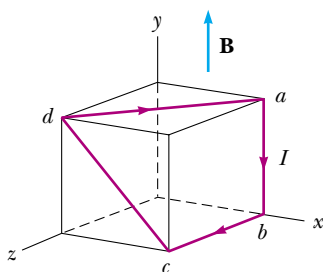


Figure P29.18

19. Assume that in Atlanta, Georgia, the Earth's magnetic field is $52.0 \mu\text{T}$ northward at 60.0° below the horizontal. A tube in a neon sign carries current 35.0 mA , between two diagonally opposite corners of a shop window, which lies in a north-south vertical plane. The current enters the tube at the bottom south corner of the window. It exits at the opposite corner, which is 1.40 m farther north and 0.850 m higher up. Between these two points, the glowing tube spells out DONUTS. Use the theorem proved as Case 1 in the text to determine the total vector magnetic force on the tube.

Section 29.3 Torque on a Current Loop in a Uniform Magnetic Field

20. A current of 17.0 mA is maintained in a single circular loop of 2.00 m circumference. A magnetic field of 0.800 T is directed parallel to the plane of the loop. (a) Calculate the magnetic moment of the loop. (b) What is the magnitude of the torque exerted by the magnetic field on the loop?
21. A small bar magnet is suspended in a uniform 0.250-T magnetic field. The maximum torque experienced by the bar magnet is $4.60 \times 10^{-3} \text{ N}\cdot\text{m}$. Calculate the magnetic moment of the bar magnet.
22. A long piece of wire with a mass of 0.100 kg and a total length of 4.00 m is used to make a square coil with a side of 0.100 m . The coil is hinged along a horizontal side, carries a 3.40-A current, and is placed in a vertical magnetic field with a magnitude of 0.0100 T . (a) Determine the angle that the plane of the coil makes with the vertical when the coil is in equilibrium. (b) Find the torque acting on the coil due to the magnetic force at equilibrium.
23. A rectangular coil consists of $N = 100$ closely wrapped turns and has dimensions $a = 0.400 \text{ m}$ and $b = 0.300 \text{ m}$. The coil is hinged along the y axis, and its plane makes an angle $\theta = 30.0^\circ$ with the x axis (Fig. P29.23). What is the

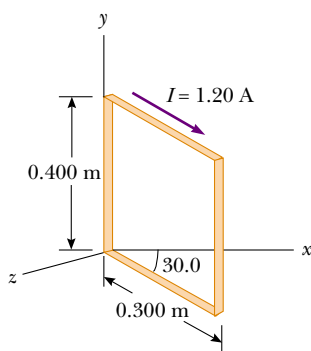


Figure P29.23

magnitude of the torque exerted on the coil by a uniform magnetic field $B = 0.800 \text{ T}$ directed along the x axis when the current is $I = 1.20 \text{ A}$ in the direction shown? What is the expected direction of rotation of the coil?

24. A 40.0-cm length of wire carries a current of 20.0 A . It is bent into a loop and placed with its normal perpendicular to a magnetic field with a magnitude of 0.520 T . What is the torque on the loop if it is bent into (a) an equilateral triangle? **What If?** What is the torque if the loop is (b) a square or (c) a circle? (d) Which torque is greatest?
25. A current loop with magnetic dipole moment μ is placed in a uniform magnetic field \mathbf{B} , with its moment making angle θ with the field. With the arbitrary choice of $U = 0$ for $\theta = 90^\circ$, prove that the potential energy of the dipole-field system is $U = -\mu \cdot \mathbf{B}$. You may imitate the discussion in Chapter 26 of the potential energy of an electric dipole in an electric field.
26. The needle of a magnetic compass has magnetic moment $9.70 \text{ mA}\cdot\text{m}^2$. At its location, the Earth's magnetic field is $55.0 \mu\text{T}$ north at 48.0° below the horizontal. (a) Identify the orientations of the compass needle that represent minimum potential energy and maximum potential energy of the needle-field system. (b) How much work must be done on the needle to move it from the former to the latter orientation?
27. A wire is formed into a circle having a diameter of 10.0 cm and placed in a uniform magnetic field of 3.00 mT . The wire carries a current of 5.00 A . Find (a) the maximum torque on the wire and (b) the range of potential energies of the wire-field system for different orientations of the circle.
28. The rotor in a certain electric motor is a flat rectangular coil with 80 turns of wire and dimensions 2.50 cm by 4.00 cm . The rotor rotates in a uniform magnetic field of 0.800 T . When the plane of the rotor is perpendicular to the direction of the magnetic field, it carries a current of 10.0 mA . In this orientation, the magnetic moment of the rotor is directed opposite the magnetic field. The rotor then turns through one-half revolution. This process is repeated to cause the rotor to turn steadily at 3600 rev/min . (a) Find the maximum torque acting on the rotor. (b) Find the peak power output of the motor. (c) Determine the amount of work performed by the magnetic field on the rotor in every full revolution. (d) What is the average power of the motor?

Section 29.4 Motion of a Charged Particle in a Uniform Magnetic Field

29. The magnetic field of the Earth at a certain location is directed vertically downward and has a magnitude of $50.0 \mu\text{T}$. A proton is moving horizontally toward the west in this field with a speed of $6.20 \times 10^6 \text{ m/s}$. (a) What are the direction and magnitude of the magnetic force the field exerts on this charge? (b) What is the radius of the circular arc followed by this proton?
30. A singly charged positive ion has a mass of $3.20 \times 10^{-26} \text{ kg}$. After being accelerated from rest through a potential difference of 833 V , the ion enters a magnetic field of 0.920 T along a direction perpendicular to the direction


of the field. Calculate the radius of the path of the ion in the field.

31. **Review Problem.** One electron collides elastically with a second electron initially at rest. After the collision, the radii of their trajectories are 1.00 cm and 2.40 cm. The trajectories are perpendicular to a uniform magnetic field of magnitude 0.0440 T. Determine the energy (in keV) of the incident electron.
32. A proton moving in a circular path perpendicular to a constant magnetic field takes $1.00 \mu\text{s}$ to complete one revolution. Determine the magnitude of the magnetic field.
33. A proton (charge $+e$, mass m_p), a deuteron (charge $+e$, mass $2m_p$), and an alpha particle (charge $+2e$, mass $4m_p$) are accelerated through a common potential difference ΔV . Each of the particles enters a uniform magnetic field \mathbf{B} , with its velocity in a direction perpendicular to \mathbf{B} . The proton moves in a circular path of radius r_p . Determine the radii of the circular orbits for the deuteron, r_d , and the alpha particle, r_α , in terms of r_p .
34. **Review Problem.** An electron moves in a circular path perpendicular to a constant magnetic field of magnitude 1.00 mT. The angular momentum of the electron about the center of the circle is $4.00 \times 10^{-25} \text{ J}\cdot\text{s}$. Determine (a) the radius of the circular path and (b) the speed of the electron.
35. Calculate the cyclotron frequency of a proton in a magnetic field of magnitude 5.20 T.
36. A singly charged ion of mass m is accelerated from rest by a potential difference ΔV . It is then deflected by a uniform magnetic field (perpendicular to the ion's velocity) into a semicircle of radius R . Now a doubly charged ion of mass m' is accelerated through the same potential difference and deflected by the same magnetic field into a semicircle of radius $R' = 2R$. What is the ratio of the masses of the ions?
37. A cosmic-ray proton in interstellar space has an energy of 10.0 MeV and executes a circular orbit having a radius equal to that of Mercury's orbit around the Sun ($5.80 \times 10^{10} \text{ m}$). What is the magnetic field in that region of space?
38. Figure 29.21 shows a charged particle traveling in a nonuniform magnetic field forming a magnetic bottle. (a) Explain why the positively charged particle in the figure must be moving clockwise. The particle travels along a helix whose radius decreases and whose pitch decreases as the particle moves into a stronger magnetic field. If the particle is moving to the right along the x axis, its velocity in this direction will be reduced to zero and it will be reflected from the right-hand side of the bottle, acting as a "magnetic mirror." The particle ends up bouncing back and forth between the ends of the bottle. (b) Explain qualitatively why the axial velocity is reduced to zero as the particle moves into the region of strong magnetic field at the end of the bottle. (c) Explain why the tangential velocity increases as the particle approaches the end of the bottle. (d) Explain why the orbiting particle has a magnetic dipole moment. (e) Sketch the magnetic moment and use the result of Problem 17 to explain again

how the nonuniform magnetic field exerts a force on the orbiting particle along the x axis.

39. A singly charged positive ion moving at $4.60 \times 10^5 \text{ m/s}$ leaves a circular track of radius 7.94 mm along a direction perpendicular to the 1.80-T magnetic field of a bubble chamber. Compute the mass (in atomic mass units) of this ion, and, from that value, identify it.

Section 29.5 Applications Involving Charged Particles Moving in a Magnetic Field

40. A velocity selector consists of electric and magnetic fields described by the expressions $\mathbf{E} = E\hat{\mathbf{k}}$ and $\mathbf{B} = B\hat{\mathbf{j}}$, with $B = 15.0 \text{ mT}$. Find the value of E such that a 750-eV electron moving along the positive x axis is undeflected.
41. Singly charged uranium-238 ions are accelerated through a potential difference of 2.00 kV and enter a uniform magnetic field of 1.20 T directed perpendicular to their velocities. (a) Determine the radius of their circular path. (b) Repeat for uranium-235 ions. **What If?** How does the ratio of these path radii depend on the accelerating voltage and on the magnitude of the magnetic field?
42. Consider the mass spectrometer shown schematically in Figure 29.24. The magnitude of the electric field between the plates of the velocity selector is 2500 V/m, and the magnetic field in both the velocity selector and the deflection chamber has a magnitude of 0.0350 T. Calculate the radius of the path for a singly charged ion having a mass $m = 2.18 \times 10^{-26} \text{ kg}$.
43. A cyclotron designed to accelerate protons has a magnetic field of magnitude 0.450 T over a region of radius 1.20 m. What are (a) the cyclotron frequency and (b) the maximum speed acquired by the protons?
44. What is the required radius of a cyclotron designed to accelerate protons to energies of 34.0 MeV using a magnetic field of 5.20 T?
45. A cyclotron designed to accelerate protons has an outer radius of 0.350 m. The protons are emitted nearly at rest from a source at the center and are accelerated through 600 V each time they cross the gap between the dees. The dees are between the poles of an electromagnet where the field is 0.800 T. (a) Find the cyclotron frequency. (b) Find the speed at which protons exit the cyclotron and (c) their maximum kinetic energy. (d) How many revolutions does a proton make in the cyclotron? (e) For what time interval does one proton accelerate?
46. At the Fermilab accelerator in Batavia, Illinois, protons having momentum $4.80 \times 10^{-16} \text{ kg}\cdot\text{m/s}$ are held in a circular orbit of radius 1.00 km by an upward magnetic field. What is the magnitude of this field?
47.  The picture tube in a television uses magnetic deflection coils rather than electric deflection plates. Suppose an electron beam is accelerated through a 50.0-kV potential difference and then through a region of uniform magnetic field 1.00 cm wide. The screen is located 10.0 cm from the center of the coils and is 50.0 cm wide. When the field is turned off, the electron beam hits the center of the screen. What field magnitude is necessary to deflect the beam to the side of the screen? Ignore relativistic corrections.

Section 29.6 The Hall Effect

48. A flat ribbon of silver having a thickness $t = 0.200$ mm is used in a Hall-effect measurement of a uniform magnetic field perpendicular to the ribbon, as shown in Figure P29.48. The Hall coefficient for silver is $R_H = 0.840 \times 10^{-10} \text{ m}^3/\text{C}$. (a) What is the density of charge carriers in silver? (b) If a current $I = 20.0$ A produces a Hall voltage $\Delta V_H = 15.0 \mu\text{V}$, what is the magnitude of the applied magnetic field?

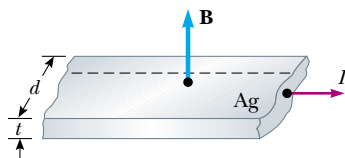


Figure P29.48

49. A flat copper ribbon 0.330 mm thick carries a steady current of 50.0 A and is located in a uniform 1.30-T magnetic field directed perpendicular to the plane of the ribbon. If a Hall voltage of $9.60 \mu\text{V}$ is measured across the ribbon, what is the charge density of the free electrons? What effective number of free electrons per atom does this result indicate?
50. A Hall-effect probe operates with a 120-mA current. When the probe is placed in a uniform magnetic field of magnitude 0.0800 T, it produces a Hall voltage of $0.700 \mu\text{V}$. (a) When it is measuring an unknown magnetic field, the Hall voltage is $0.330 \mu\text{V}$. What is the magnitude of the unknown field? (b) The thickness of the probe in the direction of \mathbf{B} is 2.00 mm. Find the density of the charge carriers, each of which has charge of magnitude e .
51. In an experiment that is designed to measure the Earth's magnetic field using the Hall effect, a copper bar 0.500 cm thick is positioned along an east–west direction. If a current of 8.00 A in the conductor results in a Hall voltage of 5.10×10^{-12} V, what is the magnitude of the Earth's magnetic field? (Assume that $n = 8.49 \times 10^{28}$ electrons/ m^3 and that the plane of the bar is rotated to be perpendicular to the direction of \mathbf{B} .)

Additional Problems

52. Assume that the region to the right of a certain vertical plane contains a vertical magnetic field of magnitude 1.00 mT, and the field is zero in the region to the left of the plane. An electron, originally traveling perpendicular to the boundary plane, passes into the region of the field. (a) Determine the time interval required for the electron to leave the “field-filled” region, noting that its path is a semi-circle. (b) Find the kinetic energy of the electron if the maximum depth of penetration into the field is 2.00 cm.
53. Sodium melts at 99°C . Liquid sodium, an excellent thermal conductor, is used in some nuclear reactors to cool the reactor core. The liquid sodium is moved through pipes by pumps that exploit the force on a moving charge in a magnetic field. The principle is as follows. Assume the

liquid metal to be in an electrically insulating pipe having a rectangular cross section of width w and height h . A uniform magnetic field perpendicular to the pipe affects a section of length L (Fig. P29.53). An electric current directed perpendicular to the pipe and to the magnetic field produces a current density J in the liquid sodium. (a) Explain why this arrangement produces on the liquid a force that is directed along the length of the pipe. (b) Show that the section of liquid in the magnetic field experiences a pressure increase JLB .

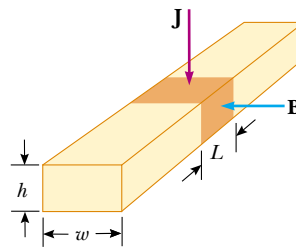


Figure P29.53

54. A 0.200-kg metal rod carrying a current of 10.0 A glides on two horizontal rails 0.500 m apart. What vertical magnetic field is required to keep the rod moving at a constant speed if the coefficient of kinetic friction between the rod and rails is 0.100?
55. Protons having a kinetic energy of 5.00 MeV are moving in the positive x direction and enter a magnetic field $\mathbf{B} = 0.0500\hat{\mathbf{k}}$ T directed out of the plane of the page and extending from $x = 0$ to $x = 1.00$ m, as shown in Figure P29.55. (a) Calculate the y component of the protons' momentum as they leave the magnetic field. (b) Find the angle α between the initial velocity vector of the proton beam and the velocity vector after the beam emerges from the field. Ignore relativistic effects and note that $1 \text{ eV} = 1.60 \times 10^{-19} \text{ J}$.

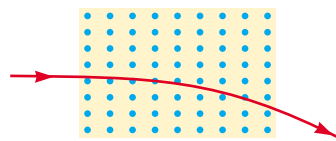


Figure P29.55

56. (a) A proton moving in the $+x$ direction with velocity $\mathbf{v} = v_i\hat{\mathbf{i}}$ experiences a magnetic force $\mathbf{F} = F_i\hat{\mathbf{j}}$ in the $+y$ direction. Explain what you can and cannot infer about \mathbf{B} from this information. (b) **What If?** In terms of F_i , what would be the force on a proton in the same field moving with velocity $\mathbf{v} = -v_i\hat{\mathbf{i}}$? (c) What would be the force on an electron in the same field moving with velocity $\mathbf{v} = v_i\hat{\mathbf{i}}$?
57. A positive charge $q = 3.20 \times 10^{-19}$ C moves with a velocity $\mathbf{v} = (2\hat{\mathbf{i}} + 3\hat{\mathbf{j}} - \hat{\mathbf{k}})$ m/s through a region where both a uniform magnetic field and a uniform electric field exist. (a) Calculate the total force on the moving charge (in unit-vector notation), taking $\mathbf{B} = (2\hat{\mathbf{i}} + 4\hat{\mathbf{j}} + \hat{\mathbf{k}})$ T and $\mathbf{E} = (4\hat{\mathbf{i}} - \hat{\mathbf{j}} - 2\hat{\mathbf{k}})$ V/m. (b) What angle does the force vector make with the positive x axis?

58. **Review Problem.** A wire having a linear mass density of 1.00 g/cm is placed on a horizontal surface that has a coefficient of kinetic friction of 0.200 . The wire carries a current of 1.50 A toward the east and slides horizontally to the north. What are the magnitude and direction of the smallest magnetic field that enables the wire to move in this fashion?
59. Electrons in a beam are accelerated from rest through a potential difference ΔV . The beam enters an experimental chamber through a small hole. As shown in Figure P29.59, the electron velocity vectors lie within a narrow cone of half angle ϕ oriented along the beam axis. We wish to use a uniform magnetic field directed parallel to the axis to focus the beam, so that all of the electrons can pass through a small exit port on the opposite side of the chamber after they travel the length d of the chamber. What is the required magnitude of the magnetic field? *Hint:* Because every electron passes through the same potential difference and the angle ϕ is small, they all require the same time interval to travel the axial distance d .

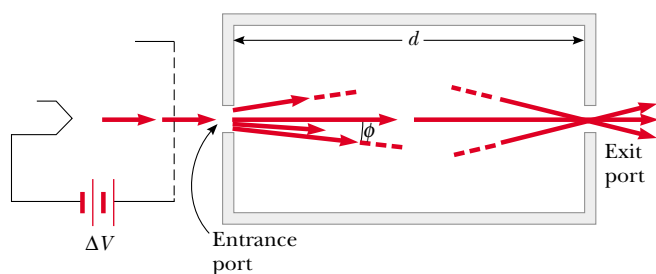


Figure P29.59

60. **Review Problem.** A proton is at rest at the plane vertical boundary of a region containing a uniform vertical magnetic field B . An alpha particle moving horizontally makes a head-on elastic collision with the proton. Immediately after the collision, both particles enter the magnetic field, moving perpendicular to the direction of the field. The radius of the proton's trajectory is R . Find the radius of the alpha particle's trajectory. The mass of the alpha particle is four times that of the proton, and its charge is twice that of the proton.
61. The circuit in Figure P29.61 consists of wires at the top and bottom and identical metal springs in the left and right sides. The upper portion of the circuit is fixed. The wire at the bottom has a mass of 10.0 g and is 5.00 cm

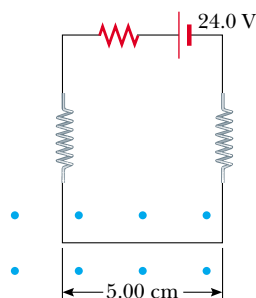


Figure P29.61

long. The springs stretch 0.500 cm under the weight of the wire and the circuit has a total resistance of 12.0Ω . When a magnetic field is turned on, directed out of the page, the springs stretch an additional 0.300 cm . What is the magnitude of the magnetic field?

62. A hand-held electric mixer contains an electric motor. Model the motor as a single flat compact circular coil carrying electric current in a region where a magnetic field is produced by an external permanent magnet. You need consider only one instant in the operation of the motor. (We will consider motors again in Chapter 31.) The coil moves because the magnetic field exerts torque on the coil, as described in Section 29.3. Make order-of-magnitude estimates of the magnetic field, the torque on the coil, the current in it, its area, and the number of turns in the coil, so that they are related according to Equation 29.11. Note that the input power to the motor is electric, given by $\mathcal{P} = I \Delta V$, and the useful output power is mechanical, $\mathcal{P} = \tau \omega$.
63. A nonconducting sphere has mass 80.0 g and radius 20.0 cm . A flat compact coil of wire with 5 turns is wrapped tightly around it, with each turn concentric with the sphere. As shown in Figure P29.63, the sphere is placed on an inclined plane that slopes downward to the left, making an angle θ with the horizontal, so that the coil is parallel to the inclined plane. A uniform magnetic field of 0.350 T vertically upward exists in the region of the sphere. What current in the coil will enable the sphere to rest in equilibrium on the inclined plane? Show that the result does not depend on the value of θ .

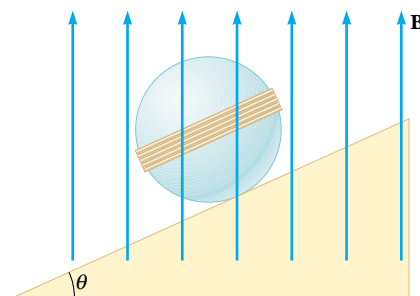


Figure P29.63

64. A metal rod having a mass per unit length λ carries a current I . The rod hangs from two vertical wires in a uniform vertical magnetic field as shown in Figure P29.64. The wires make an angle θ with the vertical when in equilibrium. Determine the magnitude of the magnetic field.

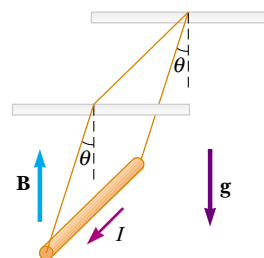


Figure P29.64

65. A cyclotron is sometimes used for carbon dating, as described in Chapter 44. Carbon-14 and carbon-12 ions are obtained from a sample of the material to be dated, and accelerated in the cyclotron. If the cyclotron has a magnetic field of magnitude 2.40 T, what is the difference in cyclotron frequencies for the two ions?
66. A uniform magnetic field of magnitude 0.150 T is directed along the positive x axis. A positron moving at 5.00×10^6 m/s enters the field along a direction that makes an angle of 85.0° with the x axis (Fig. P29.66). The motion of the particle is expected to be a helix, as described in Section 29.4. Calculate (a) the pitch p and (b) the radius r of the trajectory.

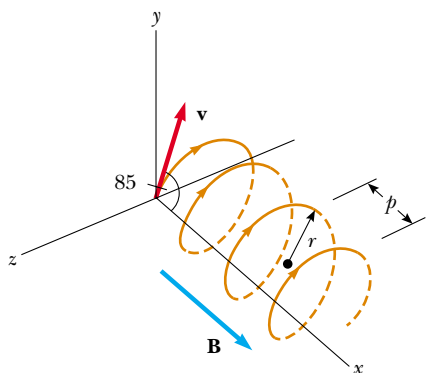


Figure P29.66

67. Consider an electron orbiting a proton and maintained in a fixed circular path of radius $R = 5.29 \times 10^{-11}$ m by the Coulomb force. Treating the orbiting charge as a current loop, calculate the resulting torque when the system is in a magnetic field of 0.400 T directed perpendicular to the magnetic moment of the electron.
68. A singly charged ion completes five revolutions in a uniform magnetic field of magnitude 5.00×10^{-2} T in 1.50 ms. Calculate the mass of the ion in kilograms.
69. A proton moving in the plane of the page has a kinetic energy of 6.00 MeV. A magnetic field of magnitude $B = 1.00$ T is directed into the page. The proton enters the magnetic field with its velocity vector at an angle $\theta = 45.0^\circ$ to the linear boundary of the field as shown in Figure P29.69. (a) Find x , the distance from the point of entry to where the proton will leave the field. (b) Determine θ' , the angle between the boundary and the proton's velocity vector as it leaves the field.

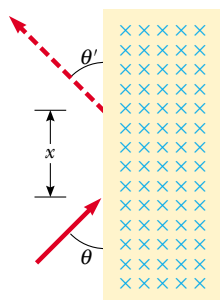


Figure P29.69

70. Table P29.70 shows measurements of a Hall voltage and corresponding magnetic field for a probe used to measure magnetic fields. (a) Plot these data, and deduce a relationship between the two variables. (b) If the measurements were taken with a current of 0.200 A and the sample is made from a material having a charge-carrier density of $1.00 \times 10^{26}/\text{m}^3$, what is the thickness of the sample?

Table P29.70

ΔV_H (μV)	B (T)
0	0.00
11	0.10
19	0.20
28	0.30
42	0.40
50	0.50
61	0.60
68	0.70
79	0.80
90	0.90
102	1.00

71. A heart surgeon monitors the flow rate of blood through an artery using an electromagnetic flowmeter (Fig. P29.71). Electrodes A and B make contact with the outer surface of the blood vessel, which has interior diameter 3.00 mm. (a) For a magnetic field magnitude of 0.040 T, an emf of $160 \mu\text{V}$ appears between the electrodes. Calculate the speed of the blood. (b) Verify that electrode A is positive, as shown. Does the sign of the emf depend on whether the mobile ions in the blood are predominantly positively or negatively charged? Explain.

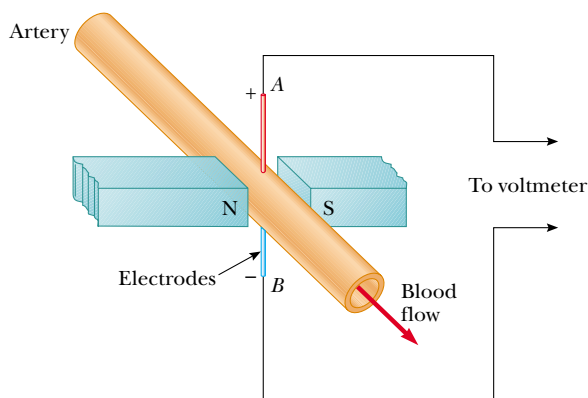


Figure P29.71

72. As shown in Figure P29.72, a particle of mass m having positive charge q is initially traveling with velocity $v\hat{j}$. At the origin of coordinates it enters a region between $y = 0$ and $y = h$ containing a uniform magnetic field $B\hat{k}$ directed perpendicularly out of the page. (a) What is the critical value of v such that the particle just reaches $y = h$?

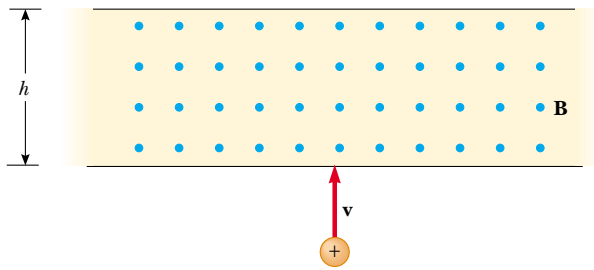


Figure P29.72

Describe the path of the particle under this condition, and predict its final velocity. (b) Specify the path the particle takes and its final velocity, if v is less than the critical value. (c) **What If?** Specify the path the particle takes and its final velocity if v is greater than the critical value.

Answers to Quick Quizzes

- 29.1** (c). The magnetic force exerted by a magnetic field on a charge is proportional to the charge's velocity relative to the field. If the charge is stationary, as in this situation, there is no magnetic force.
- 29.2** (b). The maximum value of $\sin \theta$ occurs for $\theta = 90^\circ$.
- 29.3** (e). The right-hand rule gives the direction. Be sure to account for the negative charge on the electron.
- 29.4** (a), (b) = (c), (d). The magnitude of the force depends on the value of $\sin \theta$. The maximum force occurs when the wire is perpendicular to the field (a), and there is zero force when the wire is parallel (d). Choices (b) and (c) represent the same force because Case 1 tells us that a straight wire between A and B will have the same force on it as the curved wire.
- 29.5** (c). Use the right-hand rule to determine the direction of the magnetic field.
- 29.6** (c), (b), (a). Because all loops enclose the same area and carry the same current, the magnitude of μ is the same for all. For (c), μ points upward and is perpendicular to the magnetic field and $\tau = \mu B$, the maximum torque possible. For the loop in (a), μ points along the direction of \mathbf{B} and the torque is zero. For (b), the torque is intermediate between zero and the maximum value.
- 29.7** (a) = (b) = (c). Because the magnetic field is uniform, there is zero net force on all three loops.
- 29.8** (b). The magnetic force on the particle increases in proportion to v , but the centripetal acceleration increases according to the square of v . The result is a larger radius, as we can see from Equation 29.13.
- 29.9** (a). The magnetic force on the particle increases in proportion to B . The result is a smaller radius, as we can see from Equation 29.13.
- 29.10** Speed: (a) = (b) = (c). m/q ratio, from greatest to least: (c), (b), (a). The velocity selector ensures that all three types of particles have the same speed. We cannot determine individual masses or charges, but we can rank the particles by m/q ratio. Equation 29.18 indicates that those particles traveling through the circle of greatest radius have the greatest m/q ratio.