

Chapter 23

Electric Fields

Outline

- ▶ **23.1 Properties of Electric Charges**
- ▶ **23.3 Coulomb's Law**
- ▶ **23.4 The Electric Field**
- ▶ **23.6 Electric Field Lines**
- ▶ **23.7 Motion of Charged Particles in a Uniform Electric Field**

23.1 Properties of Electric Charges

- ▶ There are two kinds of charges in nature; charges of opposite sign **attract one another** and charges of the same sign **repel one another**.
- ▶ Total charge in an isolated system is **conserved**.
- ▶ Charge is **quantized**.

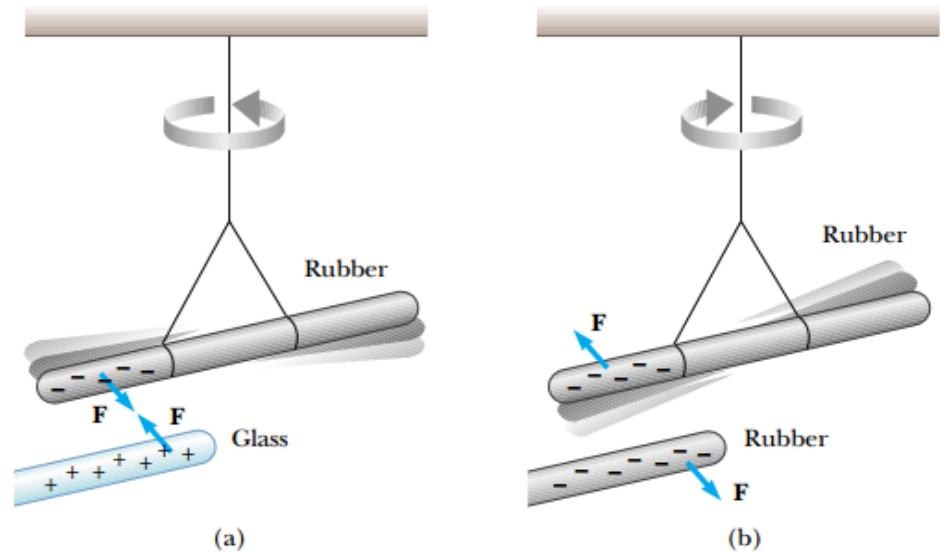


Figure 23.1 (a) A negatively charged rubber rod suspended by a thread is attracted to a positively charged glass rod. (b) A negatively charged rubber rod is repelled by another negatively charged rubber rod.

► Types of Materials:

1- Conductors: *have some free electrons that can move through the materials. **Ex: copper, aluminum, and silver.***

2- Insulators: *have bound electrons that can **not** move through the materials. **Ex: glass, rubber, and wood***

3- Semiconductors: *electrical properties are somewhere between those of insulators and conductors. **Ex: Silicon***

23.3 Coulomb's Law

The magnitude of the electric force F between charges q_1 and q_2 separated by a distance r is given by

$$F = k_e \frac{|q_1||q_2|}{r^2} \quad [15.1]$$

where k_e is a constant called the *Coulomb constant*.

$$k = 9 \times 10^9 \text{ Nm}^2/\text{C}^2$$

$$k = \frac{1}{4\pi \epsilon_0} \quad \text{where} \quad \epsilon_0 = 8.85 \times 10^{-12} \frac{\text{C}^2}{\text{Nm}^2}$$

ϵ_0 is the permittivity of free space

➤ Properties of the electric force:

- 1- is inversely proportional to the square of the separation r between the particles.
- 2- is proportional to the product of the charges q_1 and q_2 on the two particles
- 3- is attractive if the charges are of opposite sign and repulsive if the charges have the same sign
- 4- is a conservative force

23.3 Coulomb's Law

➤ **Point Charge:**

A particle of zero size that carries an electric charge

- The smallest unit of charge known in nature is the charge on an electron (-e) or a proton (+e) and has a magnitude:

$$e = 1.6 \times 10^{-19} \text{ C}$$

Charge and Mass of the Electron, Proton, and Neutron		
Particle	Charge (C)	Mass (kg)
Electron (e)	$-1.602\,191\,7 \times 10^{-19}$	$9.109\,5 \times 10^{-31}$
Proton (p)	$+1.602\,191\,7 \times 10^{-19}$	$1.672\,61 \times 10^{-27}$
Neutron (n)	0	$1.674\,92 \times 10^{-27}$

23.3 Coulomb's Law

➤ *Vector Nature of Electric Forces:*

$$\vec{F}_{12} = \frac{kq_1q_2}{r_{21}^2} \hat{r}_{21}$$

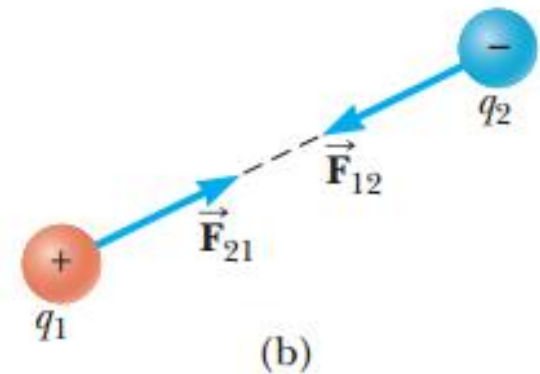
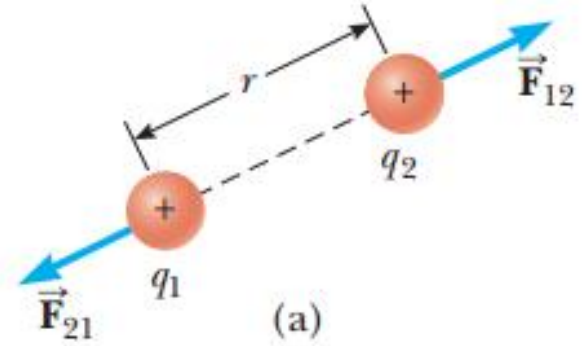
➤ The force F_{21} exerted by q_2 on q_1 is equal in magnitude and opposite in direction to the force F_{12} exerted by q_1 on q_2 .

(a) When the charges are of the same sign, **the force is repulsive**.

(b) When the charges are of opposite signs, **the force is attractive**

➤ *When more than two charges are present, the force between any pair of them is given by:*

$$\mathbf{F}_1 = \mathbf{F}_{21} + \mathbf{F}_{31} + \mathbf{F}_{41}$$



23.3 Coulomb's Law

➤ **Quick Quiz 23.5**

Object A has a charge of $+2 \mu\text{C}$, and object B has a charge of $+6 \mu\text{C}$.

Which statement is true about the electric forces on the objects?

1- $F_{AB} = -3F_{BA}$

2- $F_{AB} = -F_{BA}$

3- $3F_{AB} = -F_{BA}$

4- $F_{AB} = 3F_{BA}$

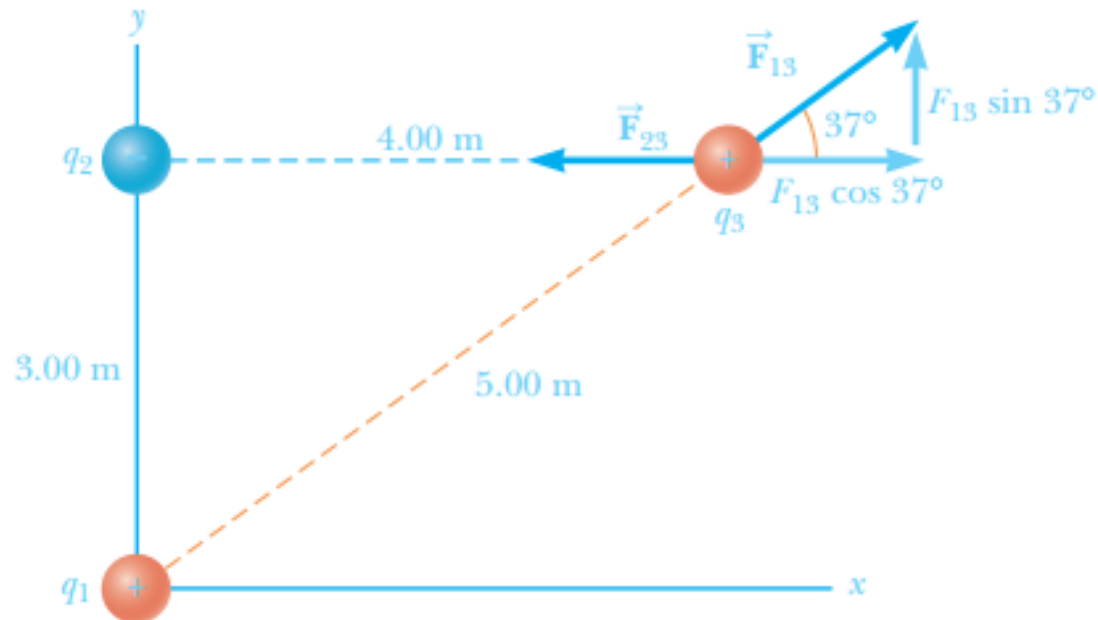
5- $F_{AB} = F_{BA}$

6- $3F_{AB} = F_{BA}$

23.3 Coulomb's Law

Example (1) Chapter 23 :

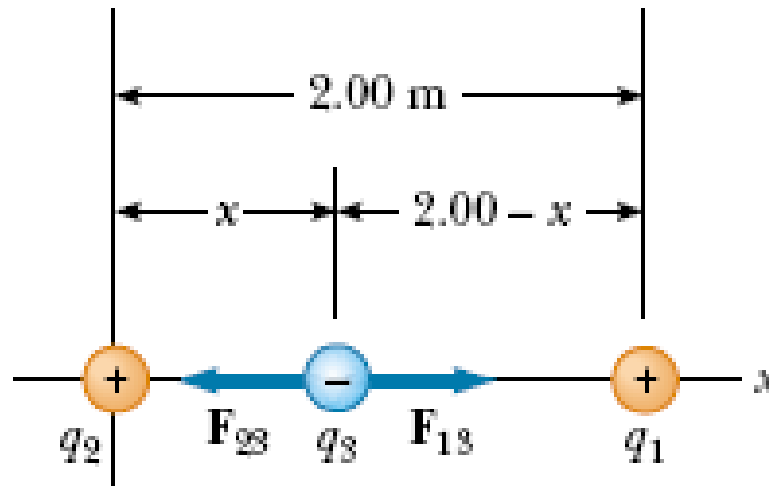
Problem Consider three point charges at the corners of a triangle, as shown in Figure 15.8, where $q_1 = 6.00 \times 10^{-9} \text{ C}$, $q_2 = -2.00 \times 10^{-9} \text{ C}$, and $q_3 = 5.00 \times 10^{-9} \text{ C}$.
(a) Find the components of the force \vec{F}_{23} exerted by q_2 on q_3 .
(b) Find the components of the force \vec{F}_{13} exerted by q_1 on q_3 . (c) Find the resultant force on q_3 , in terms of components and also in terms of magnitude and direction.



23.3 Coulomb's Law

Example 23.3 Page 713: Resultant Force

Three point charges lie along the x axis as shown in Figure 23.9. The positive charge $q_1 = 15.0 \mu\text{C}$ is at $x = 2.00 \text{ m}$, the positive charge $q_2 = 6.00 \mu\text{C}$ is at the origin, and the resultant force acting on q_3 is zero. What is the x coordinate of q_3 ?



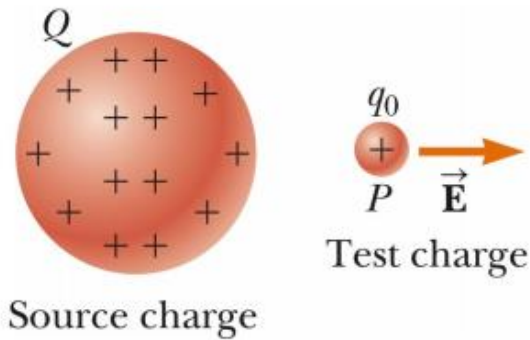
23.4 The Electric Field

- An electric field is said to exist in the region of space around a charged object (**the source charge**). When another charged object (**the test charge**) enters this electric field, an electric force acts on it.
- The test charge serves as a *detector* of the electric field.

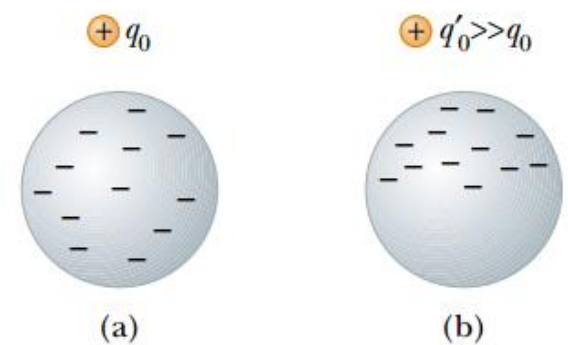
The electric field \vec{E} produced by a charge Q at the location of a small “test” charge q_0 is defined as the electric force \vec{F} exerted by Q on q_0 divided by the test charge q_0 :

$$\vec{E} \equiv \frac{\vec{F}}{q_0} \quad [15.3]$$

SI unit: newton per coulomb (N/C)



- When using Equation 15.3, we assume that the test charge q_0 is *small enough* that it does not disturb the charge distribution responsible for the electric field



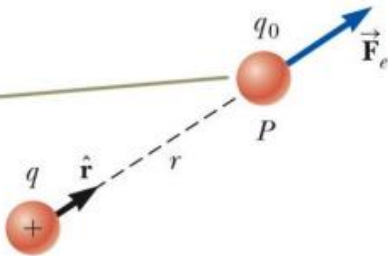
23.4 The Electric Field

$$\mathbf{F}_e = q\mathbf{E}$$

- If q is positive, the force and the field are in the same direction.
- If q is negative, the force and the field are in opposite directions.

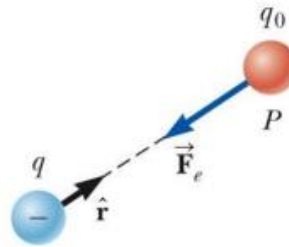
➤ The direction of an electric field:

If q is positive, the force on the test charge q_0 is directed away from q .



a

If q is negative, the force on the test charge q_0 is directed toward q .



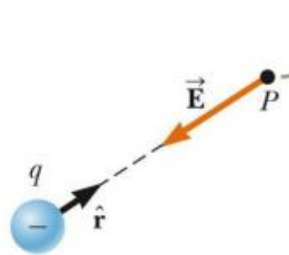
c

For a positive source charge, the electric field at P points radially outward from q .



b

For a negative source charge, the electric field at P points radially inward toward q .



d

23.4 The Electric Field

- According to Coulomb's law, the force exerted by q on the test Charge is:

$$\mathbf{F}_e = k_e \frac{qq_0}{r^2} \hat{\mathbf{r}}$$

$$\mathbf{E} = k_e \frac{q}{r^2} \hat{\mathbf{r}}$$

- At any point P, the total electric field due to a group of source charges equals the vector sum of the electric fields of all the charges.

$$\mathbf{E} = k_e \sum_i \frac{q_i}{r_i^2} \hat{\mathbf{r}}_i$$

23.4 The Electric Field

➤ **Quick Quiz 23.6**

A test charge of $+3 \mu\text{C}$ is at a point P where an external electric field is directed to the right and has a magnitude of $4 \times 10^6 \text{ N/C}$. If the test charge is replaced with another test charge of $-3 \mu\text{C}$, the external electric field at P

1- *is unaffected*

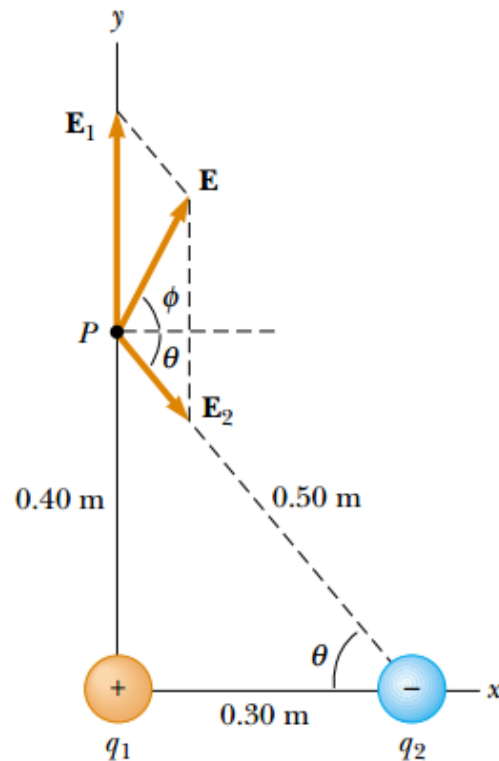
2- *reverses direction*

3- *changes in a way that cannot be determined*

23.4 The Electric Field

➤ Example 23.5 Page 718

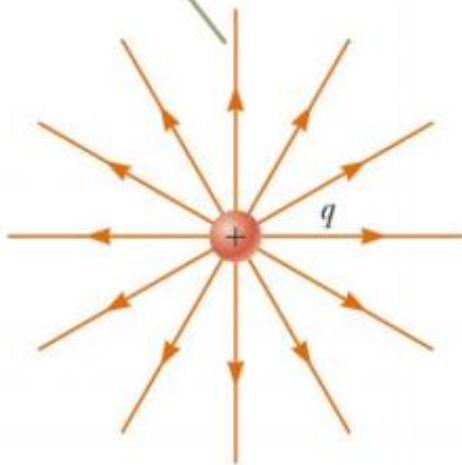
A charge $q_1 = 7.0 \mu\text{C}$ is located at the origin, and a second charge $q_2 = -5.0 \mu\text{C}$ is located on the x axis, 0.30 m from the origin (Fig. 23.14). Find the electric field at the point P , which has coordinates (0, 0.40) m.



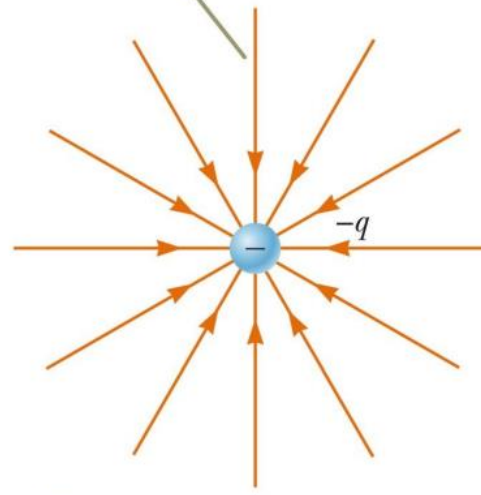
23.6 Electric Field Lines

- Used for visualizing electric field patterns.
- The electric field vector E is tangent to the electric field lines at each point.
- E is large when the field lines are close together and small when the lines are far apart

For a positive point charge, the field lines are directed radially outward.

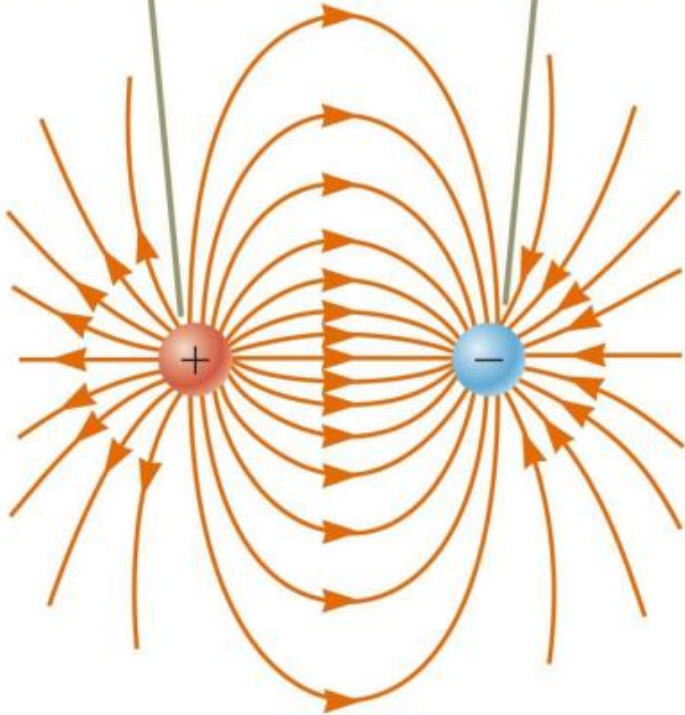


For a negative point charge, the field lines are directed radially inward.

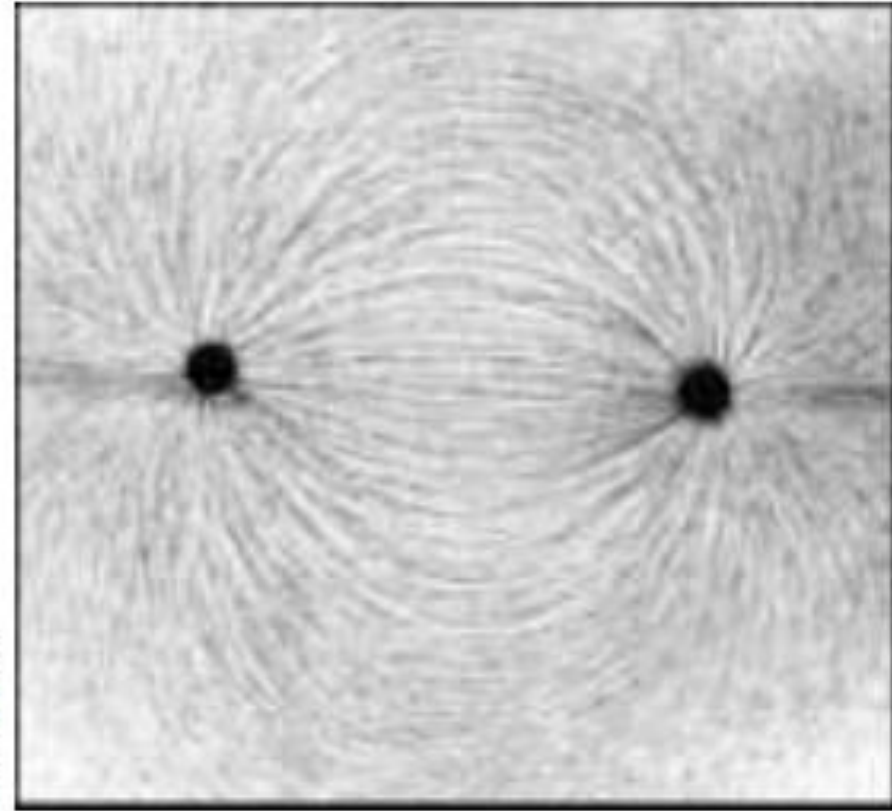


23.6 Electric Field Lines

The number of field lines leaving the positive charge equals the number terminating at the negative charge.

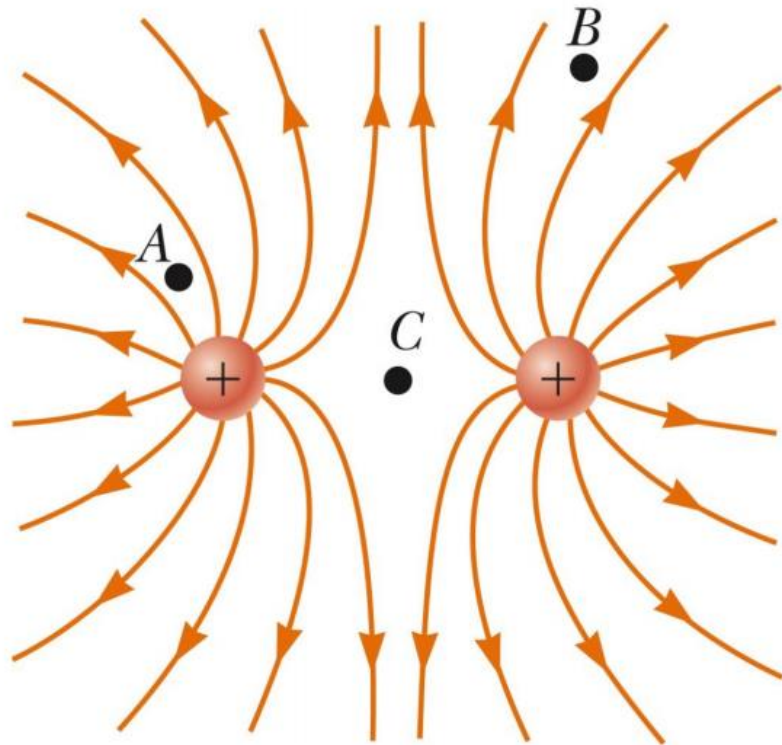


Courtesy of Harold M. Waage, Princeton University

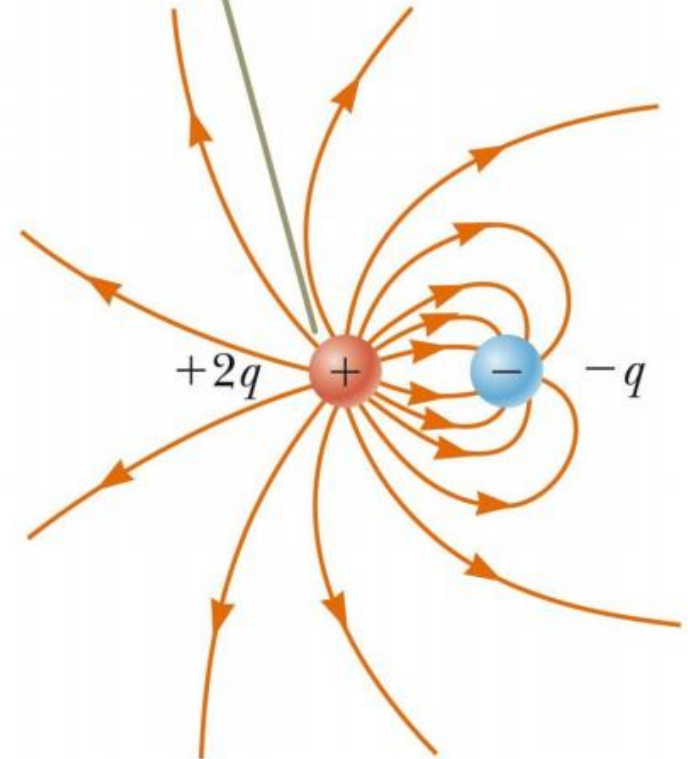


(b)

23.6 Electric Field Lines



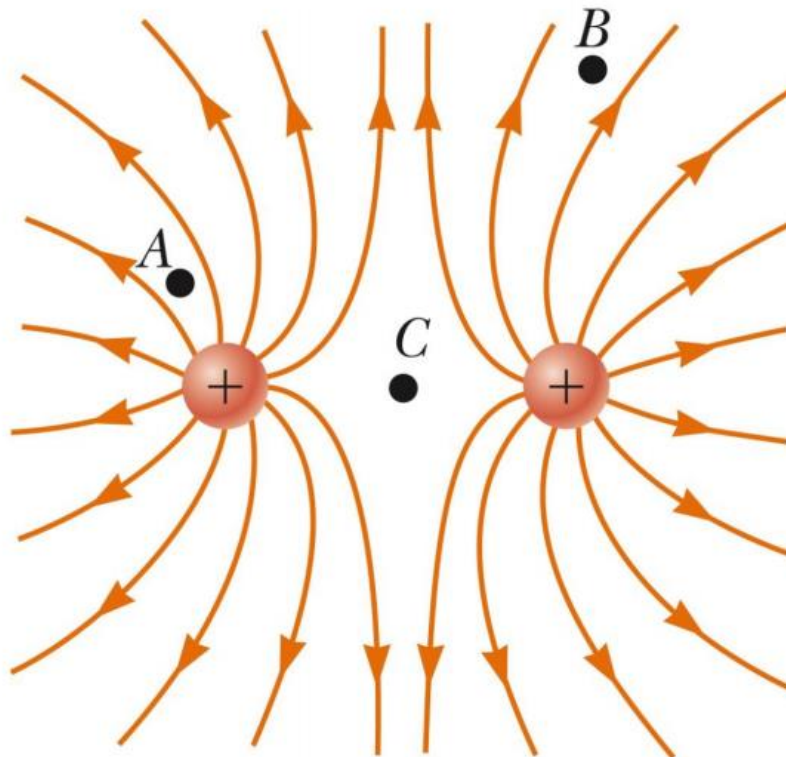
Two field lines leave $+2q$ for every one that terminates on $-q$.



23.6 Electric Field Lines

➤ **Quick Quiz 23.8**

Rank the magnitude of the electric field at points A, B, and C shown in this figure (greatest magnitude first).



23.7 Motion of Charged Particles in a Uniform Electric Field

- When a charged particle is placed in an electric field, it experiences an electrical force.
- If this is the only force on the particle, it must be the net force and *causes the particle to accelerate* according to Newton's second law.

$$\mathbf{F}_e = q\mathbf{E} = m\mathbf{a}$$

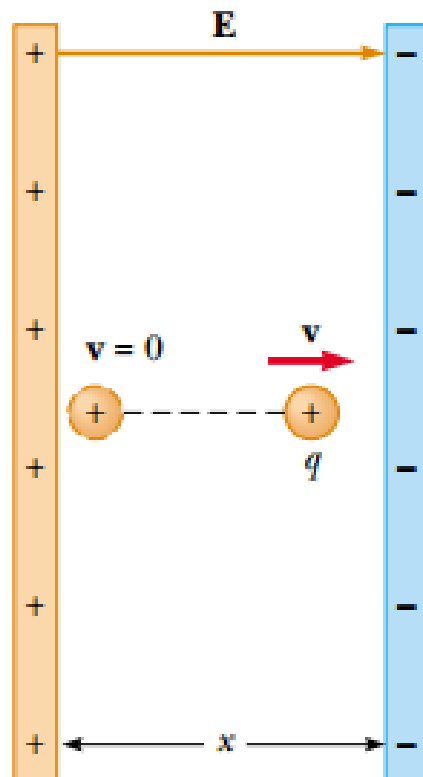
$$\mathbf{a} = \frac{q\mathbf{E}}{m}$$

- If \mathbf{E} is uniform (that is, constant in magnitude and direction), then the acceleration is constant.
- If the particle has a *positive charge*, its acceleration is in the direction of the electric field. If the particle has a *negative charge*, its acceleration is in the direction *opposite* the electric field

23.7 Motion of Charged Particles in a Uniform Electric Field

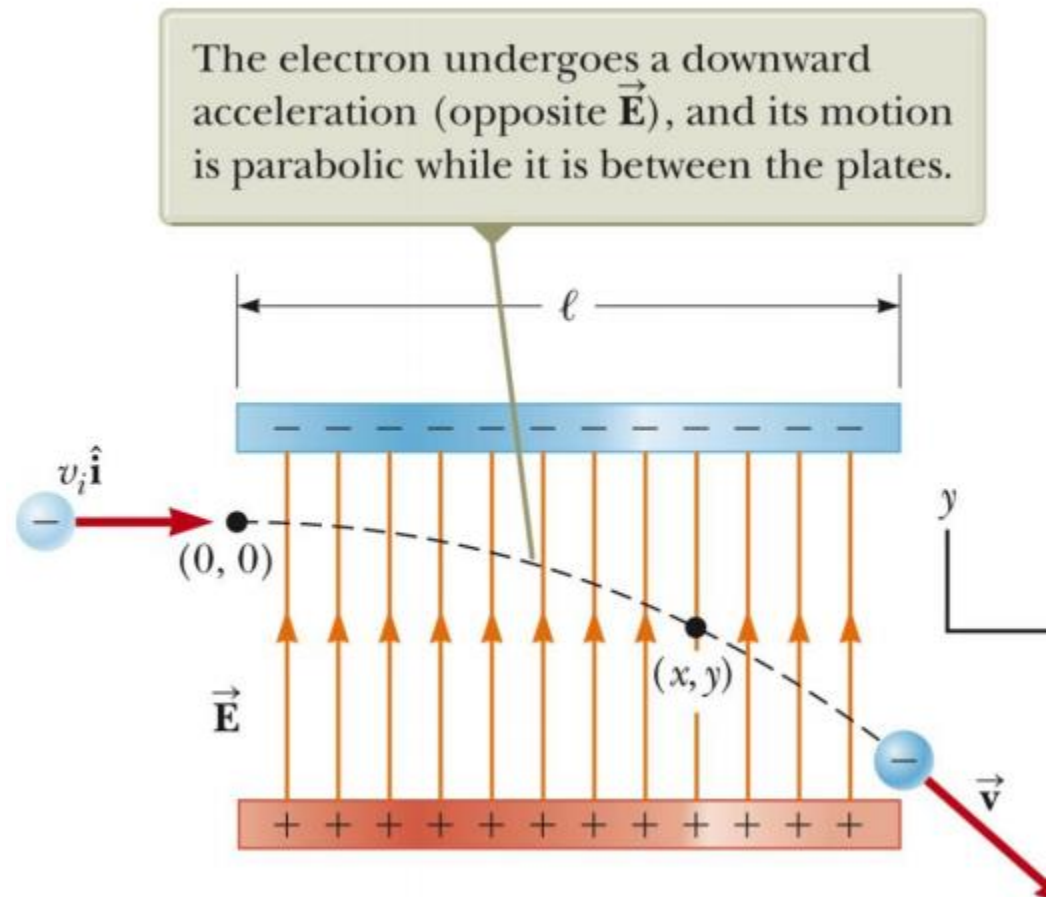
Example 23.10 Page 726: An Accelerating Positive Charge

A positive point charge q of mass m is released from rest in a uniform electric field \mathbf{E} directed along the x axis, as shown in the Figure. Describe its motion



23.7 Motion of Charged Particles in a Uniform Electric Field

- An electron of charge $-e$ is projected horizontally into this field from the origin with an initial velocity v_i
- Because the electric field E in the Figure is in the positive y direction, the acceleration of the electron is in the negative y direction



23.7 Motion of Charged Particles in a Uniform Electric Field

Example 23.11 Page 727: An Accelerated Electron

An electron enters the region of a uniform electric field as shown in previous Figure, with $v_i = 3.00 \times 10^6$ m/s and $E = 200$ N/C. The horizontal length of the plates is $L = 0.100$ m.

A- Find the acceleration of the electron while it is in the electric field.

B- If the electron enters the field at time $t = 0$, find the time at which it leaves the field.

C- If the vertical position of the electron as it enters the field is $y = 0$, what is its vertical position when it leaves the field?

Chapter Problems

1) Three point charges are located at the corners of an equilateral triangle as shown in the Figure below. Calculate the resultant electric force on the $7.00\text{-}\mu\text{C}$ charge.

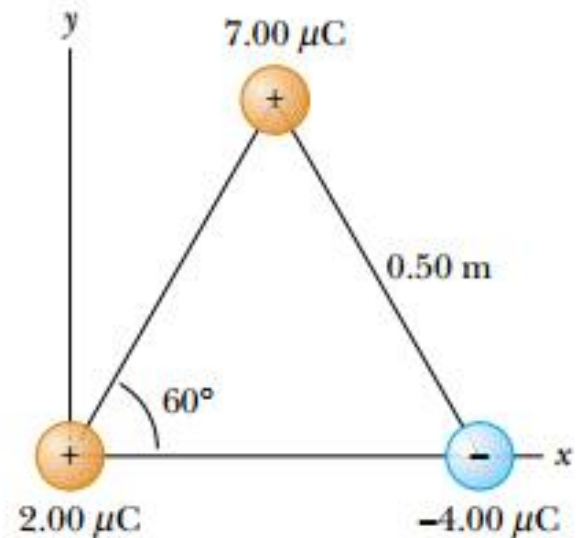


Figure P23.7 Problems 7 and 18.

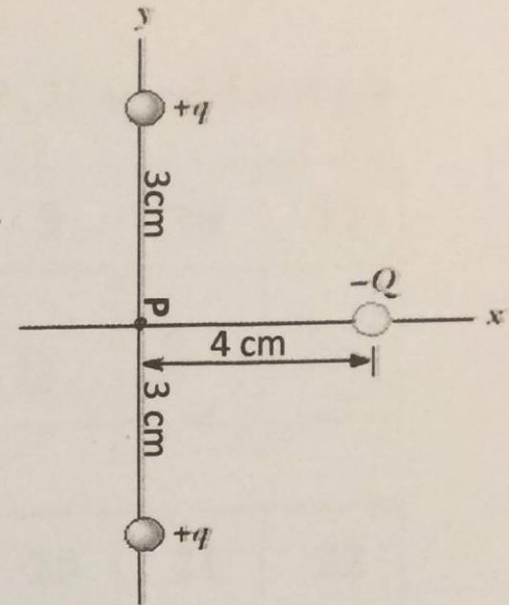
Chapter Problems

س27-32) وضعت ثلاث شحنات كما هو موضح بالشكل المرفق:

$$(q = 5\mu\text{C} \text{ \& } Q = 30\mu\text{C})$$

Q 27-32) Three charges are located as shown in the given figure:

$$(q = 5\mu\text{C} \text{ \& } Q = 30\mu\text{C})$$



س27) المركبة الافقية للقوة المؤثرة على الشحنة Q تساوي:

Q27) The X-component of the force acting on the charge Q equals:

- A. Zero B. - 650 N
C. 432 N D. - 864 N

س28) المركبة الرأسية للقوة المؤثرة على الشحنة Q تساوي:

Q28) The Y-component of the force acting on the charge Q equals:

- A. Zero B. - 648 N C. 432 N D. - 864 N

س29) زاوية ميل محصلة القوة الكهربائية المؤثرة على الشحنة Q على المحور السيني تساوي:

Q29) The inclination angle of the net electric force acting on the charge Q on X-axis equals:

- A. 30° B. 90° C. 180° D. 270°