

Beer's- Lambert Law and Standard Curves

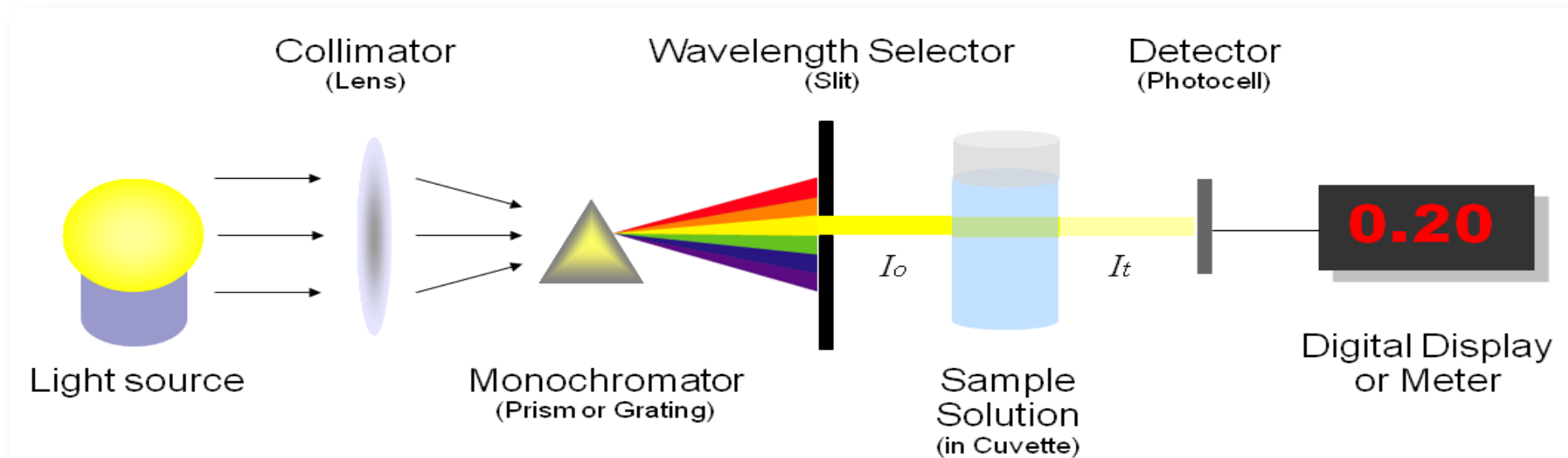
Spectrophotometer:

- Spectrophotometer can be used to measure the amount of **light absorbed or transmitted** by a solution. How?
- It consist of two parts: spectrometer and photometer.
- By using the spectrophotometer, we can **quantitatively measure absorbance**, and this information can be used to determine the concentration of the absorbing molecule.
- **More concentrated** solution will absorb **more light** and transmits less. [why?]
→ So:
 - the more concentrated solution → **high** absorbance value.
 - And Less concentrated solution → **less** absorbance value.

Spectrophotometer cont':

- Wavelength in this instrument divided into:
 1. Invisible range-ultraviolet- (from 100 to 360 nm).
 2. Visible range (above 360 nm -700 nm).

- **Blank** : contain everything except the compound to be measured.



Beer-Lambert law:

□ Principle:

The absorption of light by a solution is described by the Beer-Lambert law as:

- There is **linear** relationship between absorbance and concentration of an absorbing species.

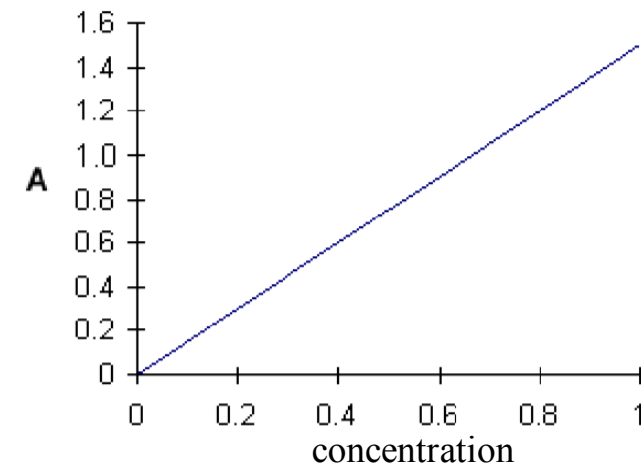
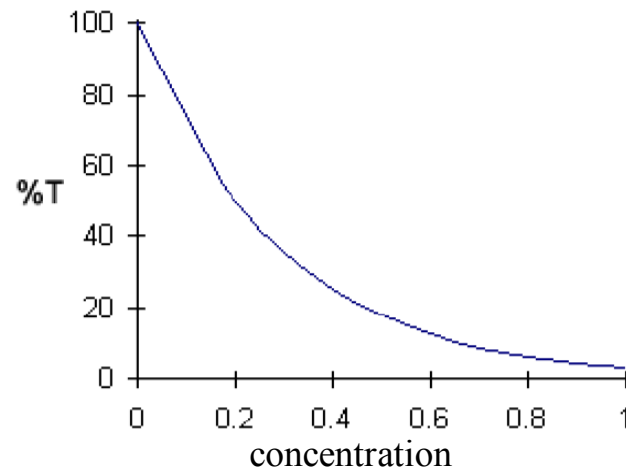
$$A = a_m \times c \times l$$

□ Where:

- A = is the absorbance of the solution [Ab].
- a_m = the molar extinction(absorption) coefficient.
- l = length of the light path through the solution.
- c = concentration of the absorbing substance.

Beer-Lambert law cont':

- From the law we observe :
 1. **Direct** relationship between C and A .
 2. **Direct** proportional between l and A .
- If we plot **absorbance** against **concentration**, we get a straight line.
- The linear relationship between concentration and absorbance is both simple and straightforward.
- ➔ Which is why we prefer to express the Beer-Lambert law using absorbance as a measure of the absorption rather than %T (% transmittance).



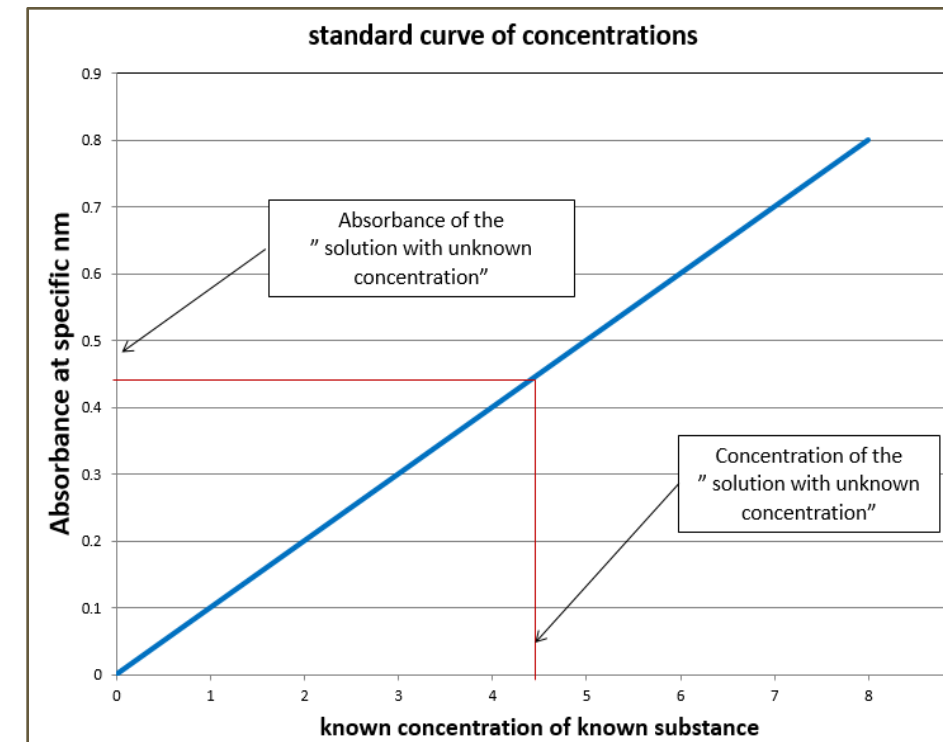
Standard curve for concentrations:

- It is a graph that shows the relationship between different known concentrations of a substance and the absorbance at a specific wave length.
- Standard curve are most commonly used to determine the concentration of a substance, using serial dilution of solutions (Standard solutions) of known concentrations.

➔ What is standard solutions ?

- Is a solution containing a **precisely known concentration** of an element or a substance.
- A series of known standard solutions can be Prepare by diluting the stock known solution.

(We should calculate the concentration of the diluted solution by the formula: $C_1 \times V_1 = C_2 \times V_2$)



Some points to consider:

1. The Ab of solution with “unknown concentration” preferred to be **lower** than highest Ab value in standard Curve.
→ [the absorbance of solution with “unknown concentration”, is within the range of absorbance values of solution with “known concentration solutions”].
2. If your unknown sample had an absorbance higher than the highest absorbance recorded by standard [out of the range], **how will you determine its concentration correctly?**
→ Two choices:
 - A. Increase the concentration of standard solution.
 - B. Dilute the solution with “unknown concentration” → measure the Ab after dilution → then determine its concentration from the curve → then multiply the value by Dilution factor.
3. If there is insufficient volume the light may pass over the solution instead of going through it.
4. Absorbance has no units.

Determining the unknown concentration of a solution by Known absorbance value

From standard curve

- The standard is constructed by plotting the absorbance values vs concentration and solving for the best straight line which is given in terms of: $y = mx + b$
→ where; y is absorbance, x concentration, b is the y intercept and m is the slope.
- Measure the absorbance of the “solution with unknown concentration” in order to determine the concentration.

Beer-Lambert law

- Using available information of any standard solution to determine the “ ϵ ”
- Then using these information to get the unknown concentration using: $A = \epsilon lc$
- Note: “ ϵ ” will changed when the weave length changed.

Practical Part

Objectives:

- To understand the concept of Beer-Lambert law and its application.
- Getting familiar with standard curve.
- Determination of an unknown concentration for a solution.

Method:

- You are provided by:
 1. Standard solution (Stock solution) of Copper Sulfate with 0.1 M [known concentration].
 2. Solution with Unknown concentration "A".
 3. Solution with Unknown concentration "B".

- Set up 8 test tubes, as following table:

Tube	0.1M Copper Sulfate Standard Solution (ml)	Distal water (ml)	Solutions with unknown concentration (ml)
Blank	-	10 ml	-
A	2ml	8ml	-
B	4ml	6ml	-
C	6ml	4ml	-
D	8ml	2ml	-
E	10ml	-	-
Solution "A"	-	-	10 ml
Solution "B"	-	-	10 ml

- Mix the contents using the vortex.
- Measure the absorbance of each tube at 600 nm against the blank[.....].

Results:

- Calculate the concentrations of the series of known standard solutions.
- Plot the standard curve (Absorbance vs. Concentration), determine the concentration of unknown from graph.
- Determine the concentration of Solution "A" and "B".

Tube	Absorbance at 600nm	Concentration M
A		
B		
C		
D		
E		
Solution "A"		From the curve=
Solution "B"		From the curve=

Homework:

- What was the shape of the standard curve you obtained? What relationship does it reflect between the Absorbance and the concentration?
- If your unknown sample had an absorbance higher than the highest absorbance recorded by standard, how will you determine its concentration correctly?
- What is the purpose of the blank tube?
- If you repeated the same experiment but used cuvettes of 2cm path length instead of the 1cm cuvettes used in the original experiment, how do you think the absorbance will be affected?
- Calculate the extinction coefficient of your Copper sulfate solution.