

Preparation and Dilution of Solutions

Solutions:

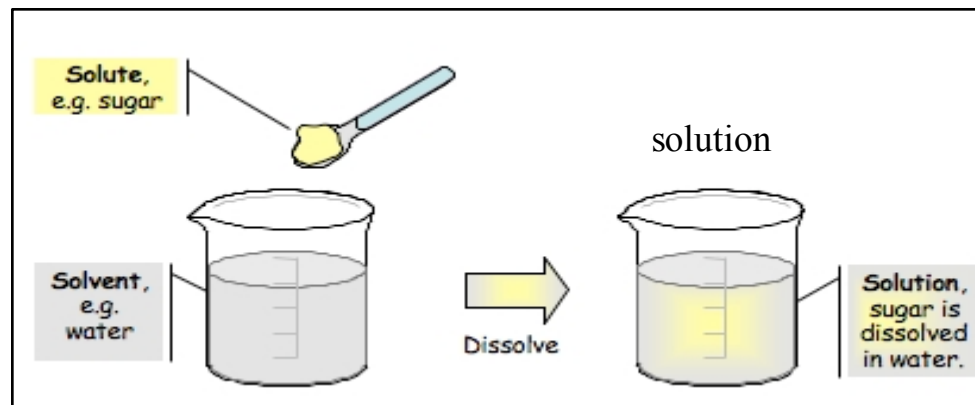
- Understanding how to prepare solutions and make dilutions is an essential skill for **biochemists** which is necessary knowledge needed for doing any experiment.

- **What is SOLUTIONS ?**

A simple solution is basically two substances that are evenly mixed together.

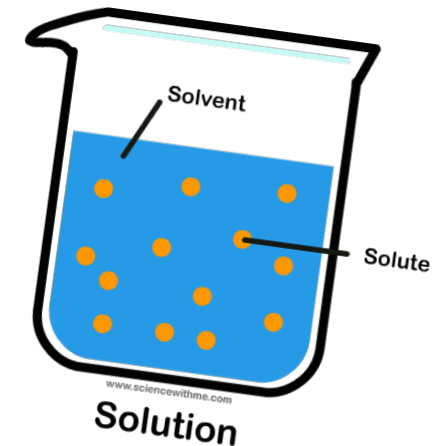
- One of them is called the **solute** and the other is the **solvent**.
- Solution can be composed from **one or more** solute dissolved in a solvent forming a homogenous mixture.

- **Example:**



Solute → is the substance to be dissolved (sugar)

Solvent → is the one doing the dissolving (water)



Solutions

The diagram illustrates the process of creating a solution. On the left, a pile of blue crystalline solute is shown. In the middle, a beaker containing clear water is labeled "water". An arrow points from the solute and the water beaker to a final beaker on the right, which contains a blue liquid labeled "solution". Below the images, the text "Solute + solvent → solution" is written in red. The final beaker has volume markings at 40, 60, 80, 100, 120, and 140 ml.

Solute + **solvent** → **solution**

water

solution

Screencast-O-Matic.com

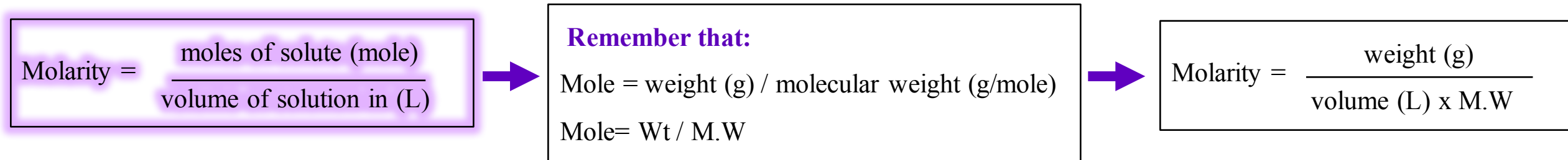
A. Preparation of solutions:

- **Solution concentration define as:** quantity of a substance dissolved in per unit quantity of another substance (the relative amounts of solute and solvent in a solution).

- **There are different ways to express concentration:**
 1. Molarity.
 2. W/V %.
 3. W/W %.

1. Molarity :

- **Molarity define as :** the number of moles of solute in one liter of a solution.
- **Molar** = number of mole/volume in L



- **1 Molar** solution is a solution in which **1 mole** of solute is dissolved in a total volume of **1 liter (1000ml)**. (0.5 Molar (M) solution: that mean there are 0.5 mole dissolved in 1L ..etc)
- Units of molarity are : **M, molar or mole/L**

Example:

How to Prepare 2M of NaCl in 100 ml ?

how many grams of NaCl I need to prepare 2 Molar NaCl solution?

→ Concentration = 2M , Solution volume= 100 ml → So,

Two ways to solve it

(1)

2 mole of NaCl present in 1000 ml [or 1Liter] of solvent (dis.H₂O)

And we know that → No of mole = weight (g) / molecular weight.

[2 mole= **weight (g)** / 58.5] → **weight (g)** = 2 x 58.5 = 117 g.

→ This weight needed if 1000 ml is required to be prepared.
Since we need to prepare only 100 ml.

117 g =====> 1000 ml.
? g =====> 100 ml.

[(100 x 117)/1000] = **11.7 g**

11.7 g of NaCl dissolved in small volume of dis.H₂O, then complete the volume up to 100 ml.

(2)

$$\text{Molarity} = \frac{\text{weight (g)}}{\text{volume (L)} \times \text{M.W}}$$

Molarity= 2M

Solution volume= 100 ml → convert to L = 100/1000 = 0.1L

Molecular weight (M.W) = 58.5 g/mole

Weight = ?

So:

Weight = Molarity x volume in L x M.W

Weight = 2 x 0.1 x 58.5 = 11.7g

11.7 g of NaCl dissolved in small volume of dis.H₂O, then complete the volume up to 100 ml.

Practically how to prepare 2M NaCl:

1. Place a beaker in a balance and zero the balance.
2. Weight 11.7 grams of NaCl , in the beaker and dissolve it in a little water (less than 100 ml).
3. Once the solid is dissolved the volume is transferred to 100 ml volumetric flask.
4. Brought up to a final volume 100 ml by water.

2. W/V % :

- W/V% → Weight/Volume Percentage Concentration.
- **W/V% define as :** The number of grams of solute dissolved in **100 mL** of solution (% = 100).

$$\text{W/V}\% = \frac{\text{weight of solute in (g)}}{\text{volume of solution in (ml)}} \times 100$$

- **For example:** 3 w/v% NaOH → Mean 3 grams of NaOH is dissolved in 100 ml of the solution.

Example:

How to Prepare 50 ml of 4 w/v% NaOH ?

4% NaOH → Mean 4 grams of NaOH is dissolved in 100 ml of the solution.

SO →

how many grams of NaOH I need to prepare 50ml of 4%NaOH solution?

4g -----> 100 ml
? -----> 50 ml

The Weight in grams of NaOH needed to prepare 4% NaOH is = $(4 \times 50)/100 = 2$ g.

So,

2 grams of NaOH is dissolved in little water and the volume made up to 50 ml.

3. W/W % :

- W/W% → Weight/Weight Percentage Concentration.
- **W/W% define as:** the number of grams of solute dissolved in **100 gram** of solution. (% = 100).

$$\text{W/W}\% = \frac{\text{weight of solute in (g)}}{\text{weight of solution in (g)}} \times 100$$

- The concentrations of many commercial acids are giving in terms of w/w%.
- In order to calculate the volume of the stock solution required for a given preparation the **density (specific gravity)** of stock solution should be provided.


$$\text{Weight (wt)} = \text{volume (ml)} \times \text{SG} \times \text{w/w}\% \text{ (as decimal)}$$

- To calculate w/w% as decimal = (w/w)/100 , **For example:** w/w%= 13% → 13 / 100 = **0.13**

Example: How to Prepare 100ml with 0.4 M HCl solutions starting with the concentrated HCl solution you are provided with: (w/w% = 36% , S.G= 1.15) ?

how many ml of concentrated HCl we need to make 0.4M HCl solution?

Weight= volume (ml) x SG x w/w% (as decimal)



Important Note! : the volume in this formula is not the required volume in the question, it is the volume of the concentrated HCl that you must add to make the solution.

First we must calculate the weight by the following:

from molarity formula → Mole=Molarity x volume in liter
= 0.4 x 0.1= **0.04 mole**

→ Weight= mole x MW (Note: The MW of HCl = 36.4)
=0.04 x 36.5= 1.46 g

Second:

Weight (wt) = volume (ml) x SG x w/w% (as decimal) → 1.46=volume x 1.15 x 0.36

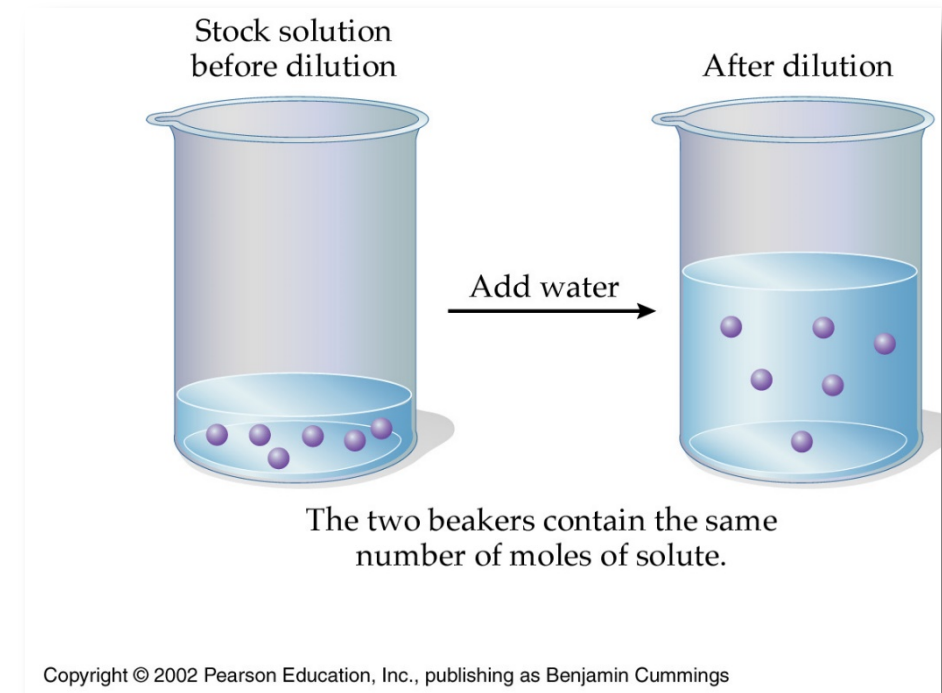
→ Volume= **3.53 ml**

So, 3.53 ml of stock (i.e. concentrated HCl) solution is needed and the volume made up to 100 ml by the addition of water.

B. Dilution of Solution :

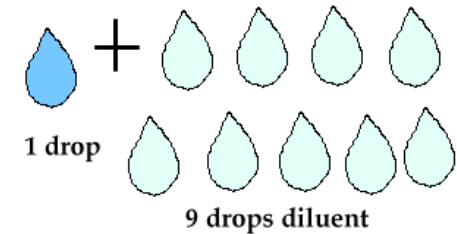
□ **Dilution of solution**: means to add more solvent without the addition of more solute → To make it less concentrated.

1. Volume to volume dilutions (ratio).
2. Preparing dilutions by using the $V_1XC_1=V_2XC_2$ formula.
3. Serial Dilutions.

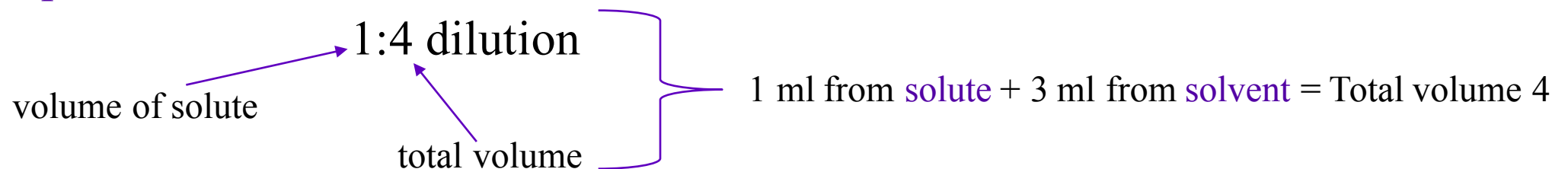


(1) Volume to volume dilutions (ratio):

- This type of dilutions describes the ratio of the **solute** to the **final volume** of the dilute solution.
- **For example:** to make 1:10 dilution of 1M NaCl solution, one part of the **1M NaCl** solution, should be mixed with nine parts of **water**, for a total of ten parts.
- Therefore 1:10 dilution means → 1 part of 1M NaCl + 9 parts of water.
- **Thus:**
 - if 10 ml of the 1:10 dilution was needed, then 1ml of 1M NaCl should be mixed with 9 ml of water.
 - if 100 ml of 1:10 dilution was needed, then 10 ml of the 1M NaCl should be mixed with 90 ml of water. [The final concentration of NaCl in both cases will be $0.1 \text{ M } (1/10) = 0.1$]



- **Example:**



Example:

How to Prepare 2:10 dilution of solution (A) with 7 M , but the total volume is 20ml not 10 ml?

how many ml of 7M solution A we need to make 20 ml of 2:10 A solution?

$$\begin{array}{ccc} 2 \text{ ml} & \rightarrow & 10 \text{ ml} \\ & \swarrow & \searrow \\ ? \text{ ml} & \rightarrow & 20 \text{ ml} \end{array}$$

$$= (2 \times 20) / 10 = 4 \text{ ml}$$

So, 4 ml from solution (A) of 7 M is needed and complete volume up to 20 ml (adding 16 ml water).

Note: [16 ml water = 20 ml - 4 ml].

How to Know the concentration of solution A after dilution?

First we will find the DILUTION FACTOR by the following :

Dilution factor (D.F) = final volume / aliquot volume

$$= 10/2 = 5$$

Then we will divide the stock concentration (before dilution) by the D.F:

$$7/5 = 1.4\text{M}$$

Note: To find out the stock concentration you will multiply the diluted concentration by the D.F

(2) Preparing dilutions by using the $V_1 \times C_1 = V_2 \times C_2$ formula:

- Sometimes it is necessary to use one solution to make a specific amount of a more dilute solution .
- **To do this the following formula can be used:**

$$V_1 \times C_1 = V_2 \times C_2$$

- Where:
 - V_1 = Volume of starting solution needed to make the new solution (volume of stock solution).
 - C_1 = Concentration of starting solution (stock solution).
 - V_2 = Final volume of new solution.
 - C_2 = Final concentration of new solution.

Example: Make 5ml of 0.25M solution from a 1.0M solution?

how many ml of 1M solution we need to make 5 ml of 0.25M solution?

$$\rightarrow V_1 \times C_1 = V_2 \times C_2$$

Where: $V_1 = ?$, $C_1 = 1M$, $V_2 = 5ml$, $C_2 = 0.25M$

$$\text{So: } (V_1) \times (1M) = (5ml) \times (0.25M)$$

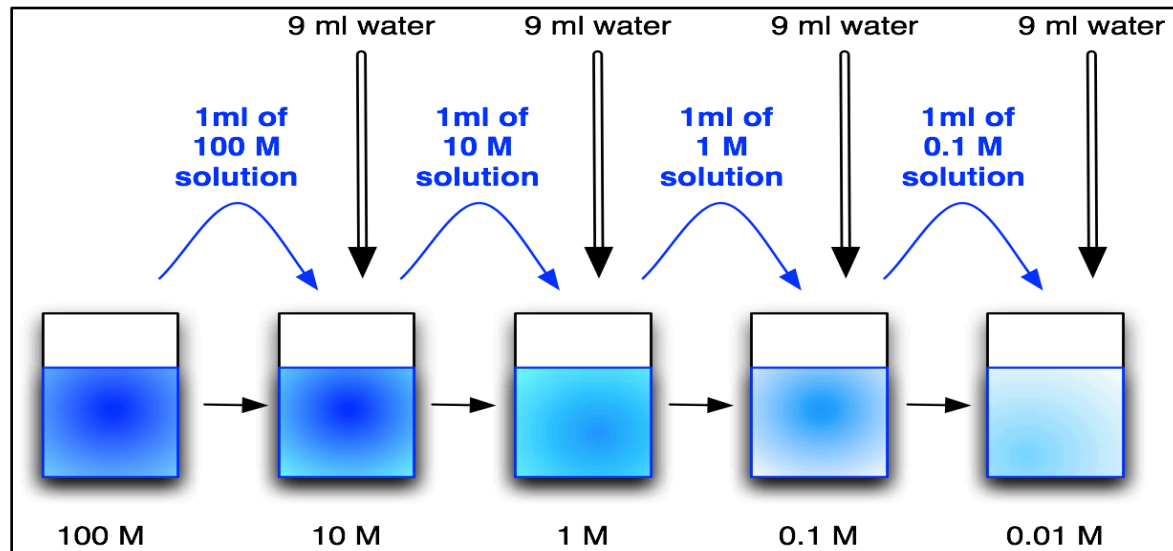
$$\rightarrow V_1 = (5 \times 0.25) / 1 = \mathbf{1.25 \text{ ml}}$$

So 1.25ml of the 1M solution is needed (starting solution) then complete the volume up to 5 ml by diluent (generally water).

(3) Serial Dilutions :

- It is a stepwise dilution of a solution, where the **dilution factor is constant at each step.**
- The source of dilution material for each step comes from the diluted material of the previous step.

1:10



**Dilution factor (D.F) = final volume / aliquot volume
= 10 / 1 = 10 (for each step)**

$100 / 10 = 10$

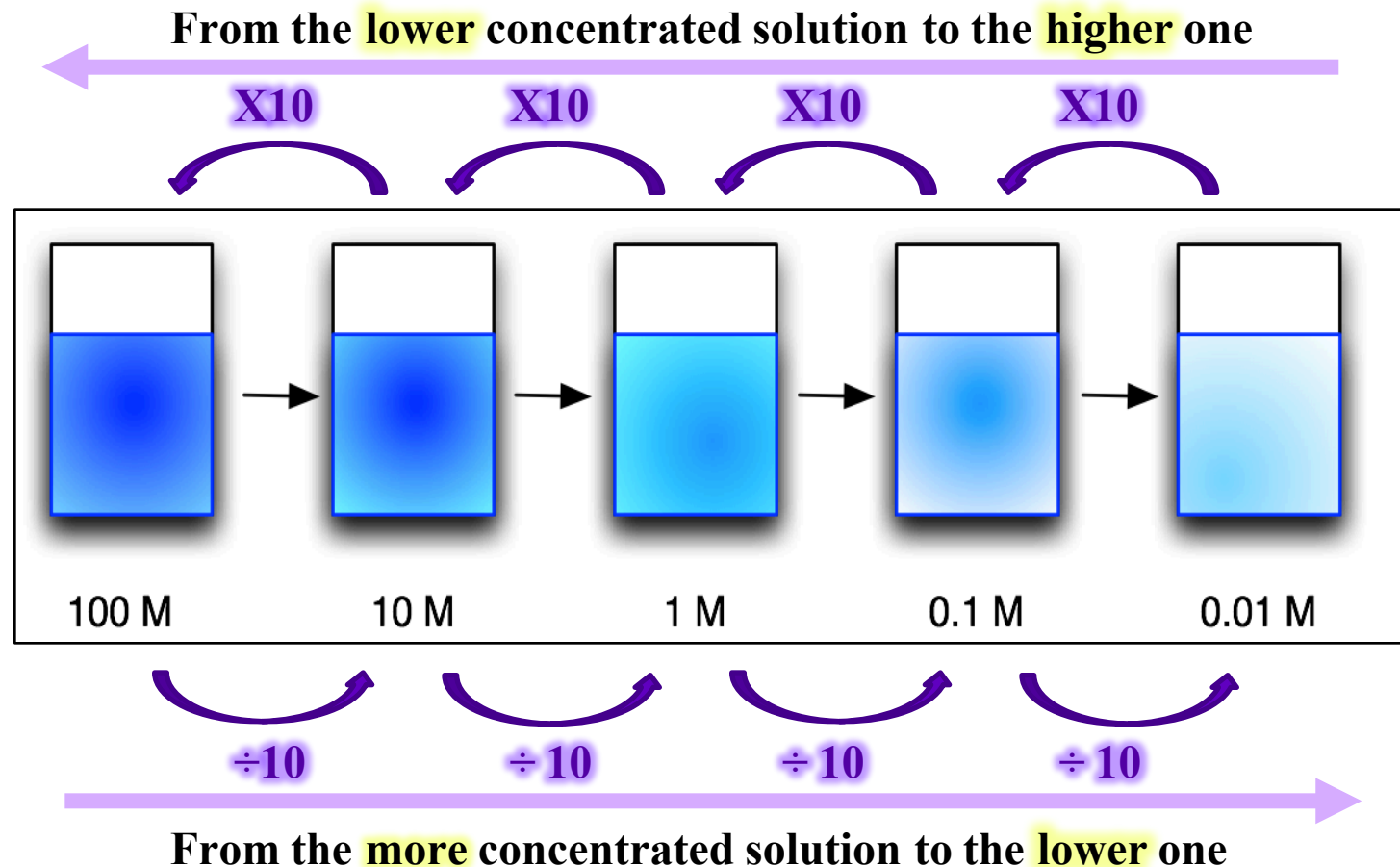
$10 / 1 = 10$

$1 / 0.1 = 10$

$0.1 / 0.01 = 10$

Find out the concentration of the diluted solutions:

Dilution factor (D.F) = final volume / aliquot volume = 10 / 1 = 10 (for each step)



Example:

Starting with a 2.0 M stock solution of hydrochloric acid, prepare four standard solutions by serial dilution of the following Molarity respectively 1 M, 0.5 M, 0.25 M, 0.125 M. [with 1:2 dilution] ?

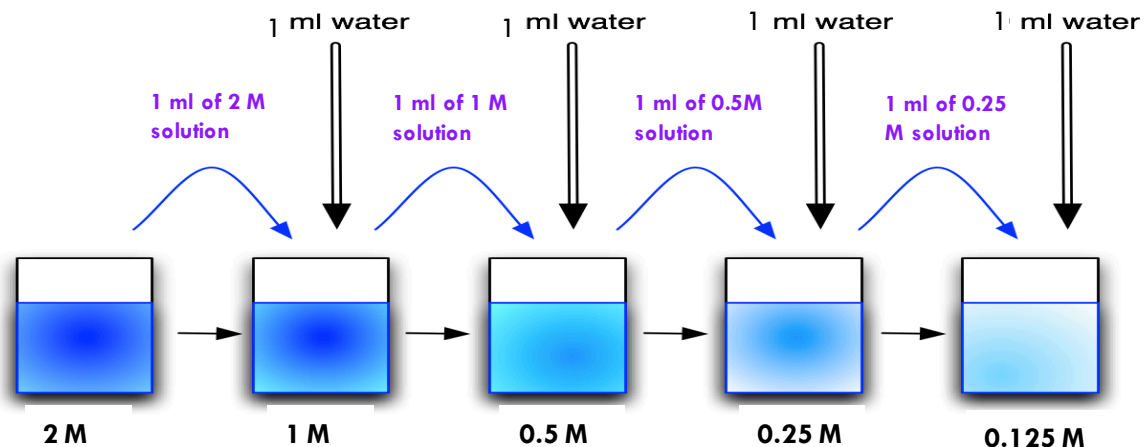
→ Dilution factor (D.F) = final volume / aliquot volume
= 2/1 = 2 → 1:2

-To prepare standard solution 1:

1 ml of the stock 2.0M solution is needed and volume made up to 2 ml with distilled water (never forget to mix properly).

-To prepare standard solutions 2-4:

1 ml of the previously diluted solution is taken and volume is made up to a final volume of 2 ml by the addition of distilled water.



how to calculate the concentration of the diluted solutions if they unknown ?

→ First: find the D.F:

Dilution factor (D.F) = final volume / aliquot volume
= 2/1 = 2

→ Second: divide the previous solution concentration by the D.F:

-concentration of solution 1 = 2.0 M stock solution / 2 = **1 M**

-concentration of solution 2 = 1M/2 = **0.5 M**

-concentration of solution 3 = 0.5M/2 = **0.25 M**

-concentration of solution 4 = 0.25/2 = **0.125 M**

Practical Part



Objectives:

- To learn how to prepare solutions with different concentration expression.
- To get familiar with solution dilutions by different methods.

Method:

A. Preparation of solutions:

(1).....

□ You are provided with solid NaOH, Prepare 50ml with 0.08M NaOH solution.

□ Calculation:

.....
.....

→ To prepare the 0.08M NaOH solutiong of solid NaOH should be dissolved in a little volume of water then the volume made up toml ,by the addition of water.

Method:

(2).....

□ **You are provided with solid NaCl, Prepare 50ml with 1.5 w/v% solution of NaCl.**

□ Calculation:

.....
.....

→ To prepare the 1.5 w/v% solutiong of NaCl should be dissolved in little water and the volume made up toml by the addition of water.

Method:

(3).....

□ **Prepare 100ml with 0.4 M HCl solutions starting with the concentrated HCl solution you are provided with: (w/w%= 36 , S.Gr =1.15).**

□ Calculation:

.....
.....

→ To prepare the 100ml of 0.4M HCl solutionml of stock (i.e. concentrated HCl) solution is needed and the volume made up toml by the addition of water.

→ Measure and record the pH value of the acid you prepared.....

→ Calculate the pH of the acid ($\text{pH} = -\log [\text{H}^+]$)

→ Determine your accuracy?

Method:

B. Solution dilutions:

(1).....

□ **Prepare 50ml with 1:20 dilution using the 0.08M NaOH solution you previously prepared.**

□ Calculation:

.....
.....

➔ To prepare the 1:20 dilutionml of the starting solution (0.08M NaOH) is needed and volume made up to a final volume ofml.

Method:

(2).....

□ **Prepare 100ml of 0.2M HCl from the previously 0.4M HCl solution you previously prepared.**

□ Calculation:

.....
.....

→ To prepare the 0.2M HClml of the starting solution (0.4M HCl) is needed and volume made up to a total volume ofml by adding water.

Method:

(3).....

□ **Starting with a 2.0 M stock solution of hydrochloric acid, prepare 8ml of four standard solutions (1 to 4) of the following Molarity respectively (dilution 2:8) :**

(1) M (2) M (3) M (4) M .

□ Calculation:

.....
.....
➔ To prepare standard solution 1: ml of the stock 2.0M solution is needed and volume made up to ml with distilled water.

➔ To prepare standard solution 2-4: ml of the previously diluted solution (8.00×10^{-2} M) is taken and volume is made up to a final volume of ml by the addition of distilled water.

Homework:

1. A student needed to prepare 1L of a 1M NaCl solution, which of the following methods is more accurate in preparing the solution? Why?
 - a) Weighing 58.5g of solid NaCl carefully, dissolving it in 300ml of water, then adding 700ml of water.
 - b) Weighing 58.5g of solid NaCl carefully, dissolving it in a small volume of water then making the final volume up to 1L by adding water.
2. List the most important points to be considered when preparing solutions.
3. A solution was prepared by taking 6ml of a 0.22M solution and then the volume was made up to a final volume of 30ml. What is the concentration of the final solution.?
4. How would you prepare 80ml of a 1:25 dilution of a 2.1M KCl solution?
5. How would you prepare 50ml of a 6% NaCl solution?