

King Saud University

College of Engineering

IE – 462: “Industrial Information Systems”

Fall – 2019 (1<sup>st</sup> Sem. 1440-41H)

**Chapter 2**

***Information System Development – p1***

Prepared by: Ahmed M. El-Sherbeeney, PhD

# Lesson Overview

- System Development Life Cycle (SDLC)
- Programming Languages

# System Development Life Cycle (SDLC)

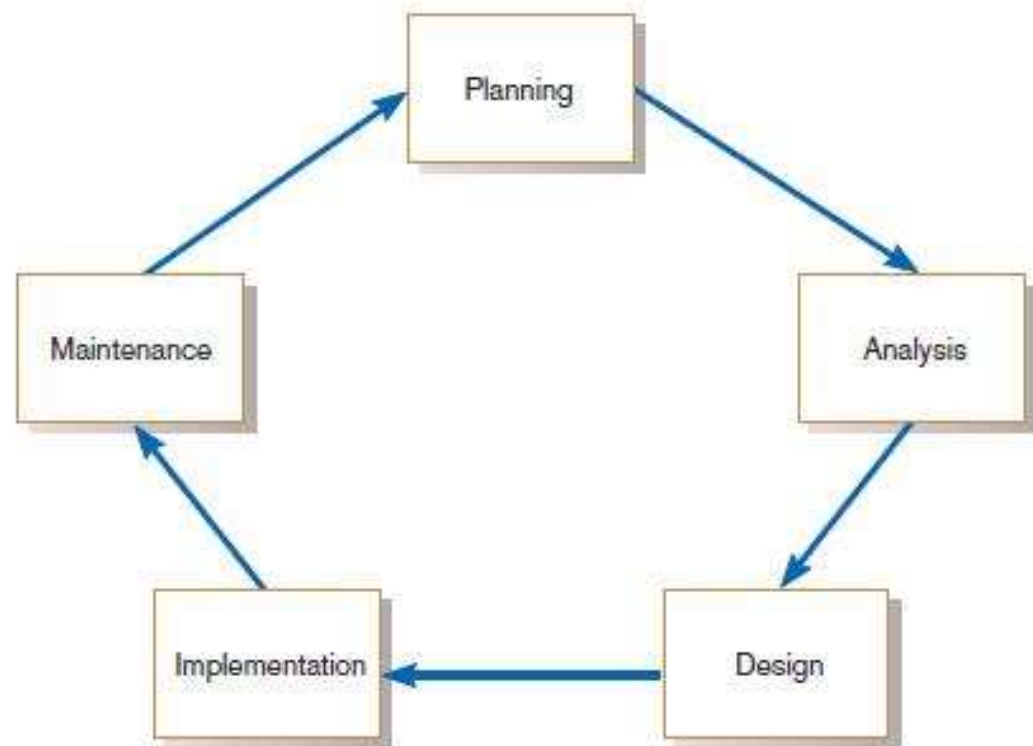


# System Development Life Cycle (SDLC)

- **System Development Life Cycle (SDLC):**
  - traditional methodology/process followed in an organization
  - used to plan, analyze, design, implement and maintain information systems
  - **System analyst** is responsible for analyzing and designing an information system

## SDLC- Cont.

- Phases in SDLC:
  - Planning
  - Analysis
  - Design
  - Implementation
  - Maintenance



## SDLC- Cont.

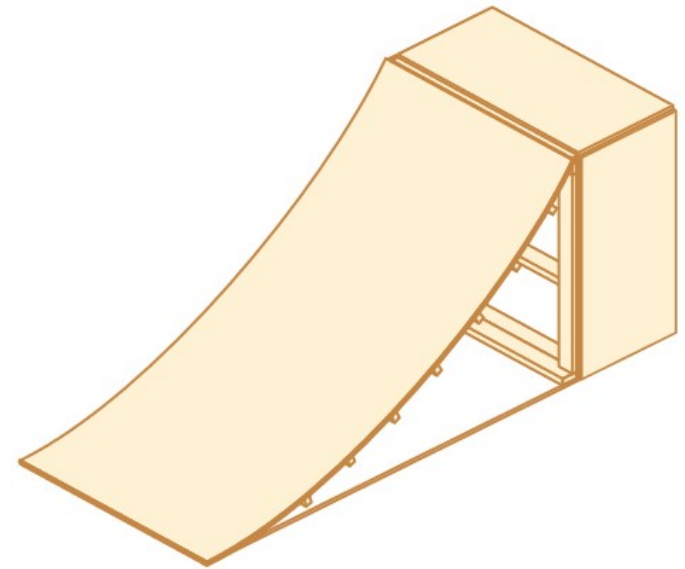
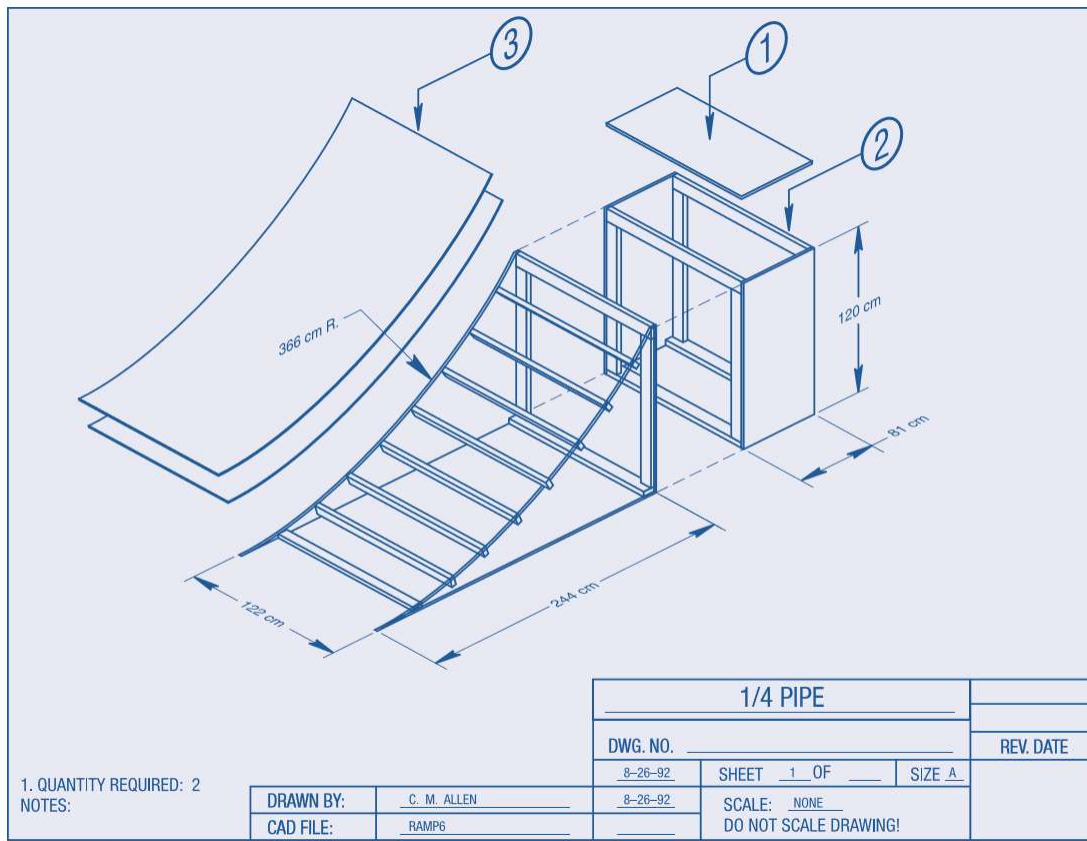
- **Planning** – an organization's total information system objectives or purposes are identified, analyzed, prioritized, and arranged
- **Analysis** – system requirements are studied and structured (this's called *system analysis*)  
Includes feasibility analysis:
  - technical feasibility
  - economic feasibility
  - legal feasibility

## SDLC- Cont.

- **Design** – a description of the recommended solution is converted into *logical* and then *physical* system specifications
  - **Logical design:** all *functional features* of the system chosen for development in analysis are described *independently* of any computer platform
  - **Physical design:** transforming the logical specifications of the system into *technology-specific details*

# SDLC- Cont.

- **Design – cont.**
  - See below: difference between physical and logical design



IE462 • Skateboard ramp blueprint (logical design)      A skateboard ramp (physical design)



## SDLC- Cont.

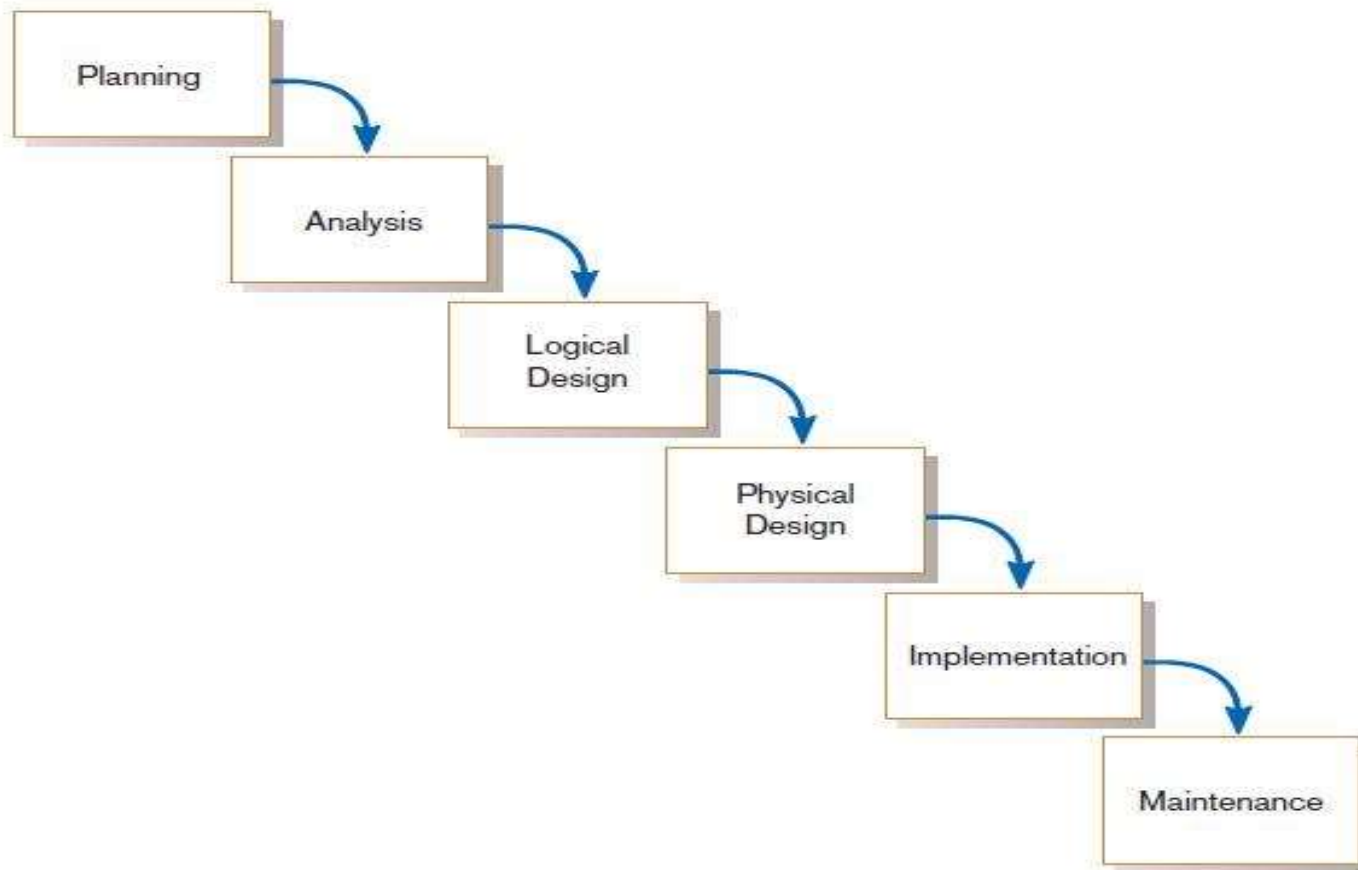
- **Implementation** – information system is:
  - coded (i.e. programmed)
  - tested (includes unit test, system test, user-acceptance test)
  - installed (training users, providing documentation, and conversion from previous system to new system)
- **Maintenance** – information system is systematically repaired and improved
  - structured support process: reported bugs are fixed, requests for new features are evaluated and implemented
  - system updates/backups are performed on a regular basis

# Types of SDLCs

- SDLC can be performed in several different ways:
  - **Traditional Waterfall SDLC**
  - **Iterative SDLC**
  - **Rapid Application Development (RAD)**
  - **Agile Methodologies**
  - **Lean Methodology**

# SDLC Types: 1. Traditional Waterfall SDLC

- One phase begins when another completes, with little backtracking and looping

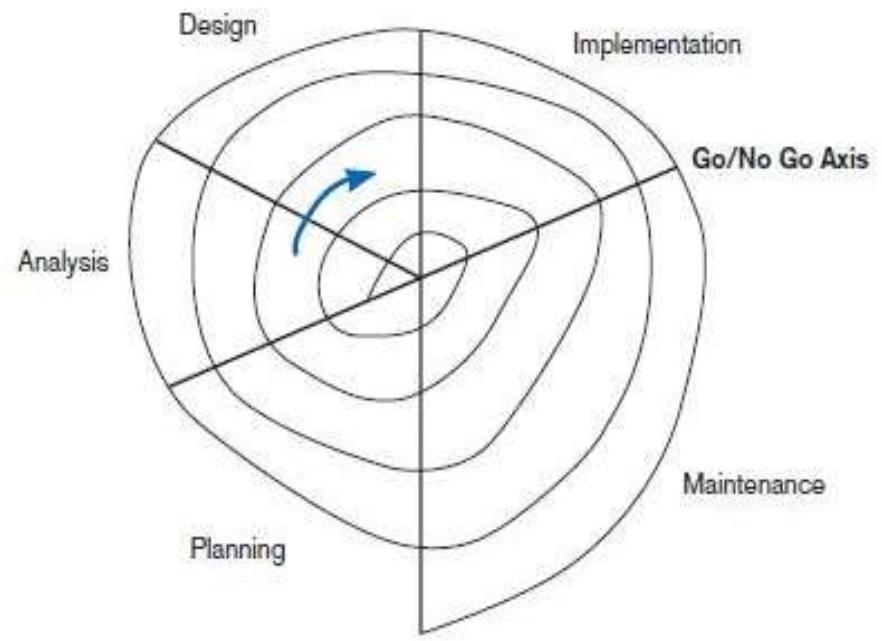


# Problems with Waterfall Approach

- Quite rigid: system requirements can't change after being determined
- No software is available until after the programming phase
- Limited user cooperation (only in requirements phase)
- Projects can sometimes take months/years to complete

## SDLC Types: 2. Iterative SDLC

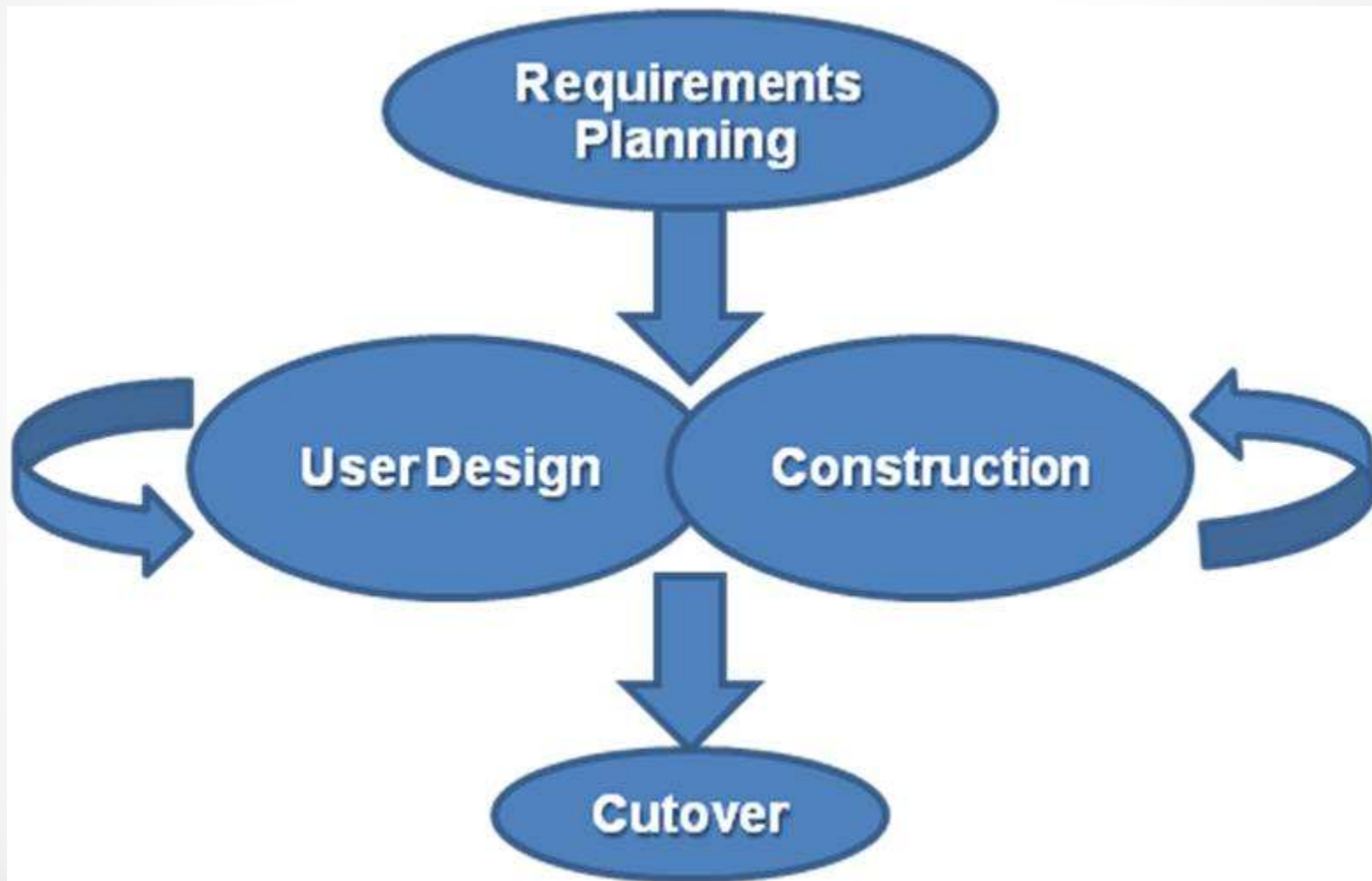
- Development phases are repeated as required until an acceptable system is found
- User participates
- Spiral (evolutionary) development SDLC in which we constantly cycle through phases at different levels of details



### 3. Rapid Application Development (RAD)

- Systems-development methodology that focuses on quickly:
  - building working model of software
  - getting feedback from users
  - using that feedback to update the working model
  - making several iterations of development
  - developing/implementing a final version
- This *greatly decreases* design / implementation time  
⇒ shortened development (compressed process)
- Uses extensive user cooperation, prototyping,
  - integrated CASE tools, and code generators

# Rapid Application Development (RAD) – cont



# Rapid Application Development (RAD) – cont

- **Requirements planning:**

- overall requirements for system are defined
- team is identified, and
- feasibility is determined (similar to analysis/design phases in [Waterfall Approach](#))

- **User design:**

- prototyping the system with the user using [CASE](#) tools in creating interfaces/reports
- e.g. JAD (**joint application development**) session: all stakeholders have a structured discussion about design of the system



# Rapid Application Development (RAD) – cont

- **Construction:**

- coding the system using [CASE](#) tools
- it is an interactive, iterative process
- and changes can be made as developers are working on the program

- **Cutover:**

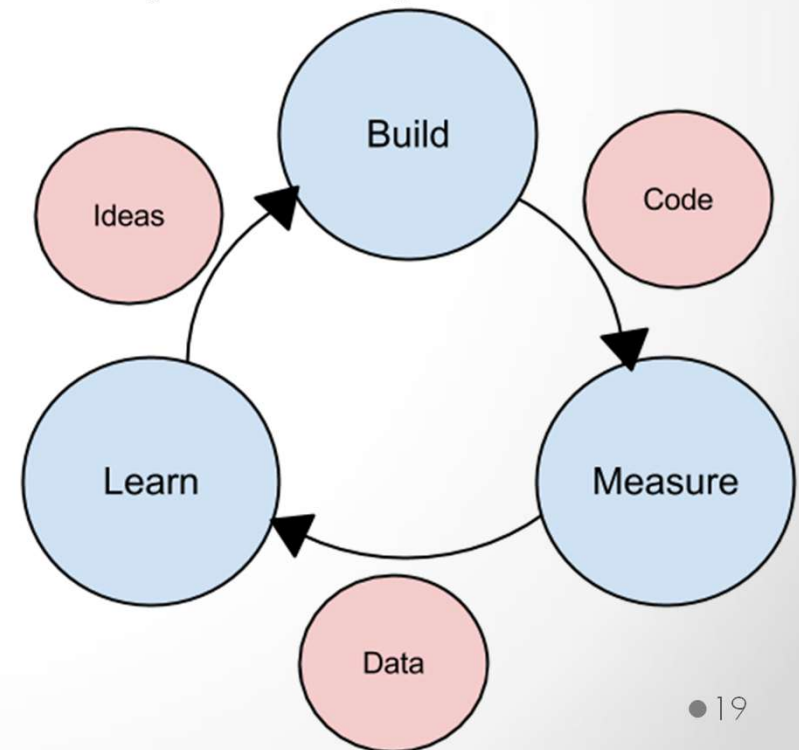
- delivery of developed system (i.e. implementation)

## SDLC Types: 4. Agile Methodologies

- Group of methodologies that utilize incremental changes with a focus on quality, details (started: 2001)
- Each increment is released in a specified time (called a “time box”) ⇒ regular release schedule with very specific objectives
- Share some [RAD](#) principles:
  - iterative development
  - user interaction
  - ability to change
- Goal: provide flexibility of iterative approach, while ensuring a quality product

# SDLC Types: 5. Lean Methodology

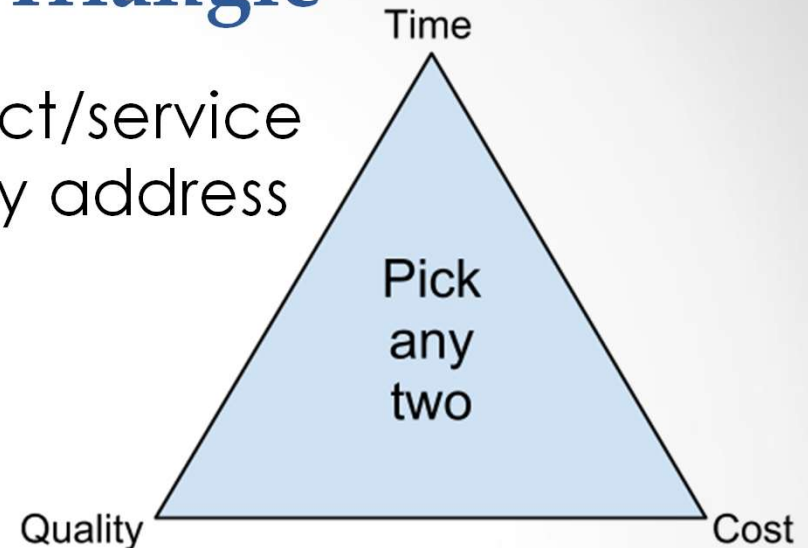
- Lean Methodology:
  - New concept
  - Focus is on taking initial idea and developing **minimum viable product** (MVP)
  - MVP: working software application with just enough functionality to demonstrate the idea behind the project
  - MVP is given to potential users for review; team then determines whether to continue in same direction or rethink idea behind project ⇒ new MVP
  - Iterative process: until final product is completed



## Note: Quality Triangle

- Simple concept: for any product/service being developed, you can only address 2 of the following:

- Time
- Cost
- Quality



- e.g. you cannot complete a *low-cost, high-quality* project in a *small amount of time*
- Also, if you can spend a *lot of money*  $\Rightarrow$  project can be completed *quickly* with *high-quality* results
- If *completion date* is not a priority, then it can be completed at a *lower cost* with *higher-quality* results

# Programming Languages



# Programming Languages

- One way to characterize programming languages is by their “generation”:
  - **First-generation languages**
  - **Second-generation languages**
  - **Third-generation languages**
  - **Fourth-generation languages**

# Programming Languages (cont.)

- First-generation languages
  - Called **machine code**: specific to the type of hardware to be programmed
  - Each type of computer hardware has a different **low-level programming language**
  - Uses actual ones and zeroes (bits) in the program, using binary code
  - Example here: adds '1234' and '4321' using machine language

```
10111001 00000000
11010010 10100001
00000100 00000000
10001001 00000000
00001110 10001011
00000000 00011110
00000000 00011110
00000000 00000010
10111001 00000000
11100001 00000011
00010000 11000011
10001001 10100011
00001110 00000100
00000010 00000000
```

# Programming Languages (cont.)

- Second-generation languages
  - Called Assembly language (also low-level language)
  - Gives English-like phrases to machine-code instructions, making it easier to program
  - Run through an assembler, which converts it into machine code
  - See here program that adds '1234' and '4321' using assembly language

```
MOV CX,1234
MOV DS:[0],CX
MOV CX,4321
MOV AX,DS:[0]
MOV BX,DS:[2]
ADD AX,BX
MOV DS:[4],AX
```



# Programming Languages (cont.)

- Third-generation languages
  - *Not specific* to type of hardware on which they run
  - Much more like spoken languages
  - Most third-generation languages must be **compiled**, a process that converts them into machine code
  - Well-known third-generation languages: *BASIC, C, Pascal, and Java*
  - Here is a program (in *BASIC*) that adds '1234' and '4321'

```
A=1234
B=4321
C=A+B
END
```

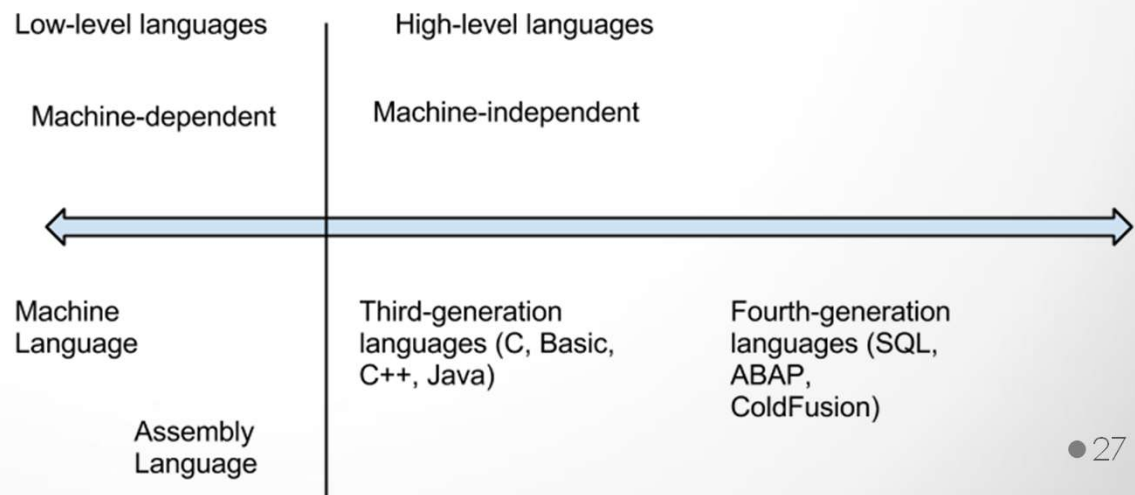
# Programming Languages (cont.)

- Fourth-generation languages
  - Class of *programming tools* that enable fast application development using *intuitive* interfaces and environments
  - Have very specific purpose, such as database interaction or report-writing
  - Can be used by those with very little training in programming; allow for *quick development* of applications and/or functionality
  - Examples:  
*Clipper, FOCUS, FoxPro, SQL, and SPSS*

The screenshot displays a software window titled "Employer -- Employer 00021-02: WCTC DESEKEL MALL". It features a menu bar with options: 1 - Employer List, 2 - Employer Details, 3 - Owners & Comments, 4 - Annual Summary, 5 - Returns Filed, 6 - Misc. Payments, and 7 - Return Transactions. Below the menu is a "Display Status" section with radio buttons for "Active Only", "Inactive Only", "Closed Only", and "All", along with a checkbox for "Active Employers who have not filed returns for the previous quarters". A "Filter" button is also present. The main area is divided into two panes. The left pane shows a list of employers with columns: Empl. ID, Name, Status, Renewal Stal Loc, State, Hamlet, Bus., SIC, SIC Detail, Owner, Last Audit, and Auditor. The right pane is titled "Social Security Master -- Add SSNO" and contains a form with tabs for "1 - Master List", "2 - Applicant Details", "3 - Benefits and Other SSNO # Info", and "4 - History". The "2 - Applicant Details" tab is active, showing fields for "Legal Name" (First Name: SARAH, Last Name: CONNOR), "Address", "Zip Code" (96940), "Phone", "Country", "Current Location" (006, BELAU [PALAU]), "Date of Birth" (03/05/1945), "Age" (71), "Occupation", "Citizenship" (PALAU), "Place of Birth", "Sex" (F), "Marital Status", "Employer at Application", "Parents" (Mother's First Name, Mother's Maiden Name, Father's First Name, Father's Last Name), "Documented Date of Birth" (03/05/1945), "Document Type", "Document Date", "Document # or ID", "SS Certification", and "Current Employer (updated when wages are posted)". At the bottom, there are buttons for "First", "Next", "Save", "Cancel", "Print...", "Add", and "OK".

# Programming Languages (cont.)

- Higher vs. Lower Level Languages
  - Lower-level languages (e.g. assembly language): much more efficient and execute much more quickly; you have finer control over the hardware as well
  - Sometimes, combination of higher- and lower-level languages are mixed  $\Rightarrow$  “best of both worlds”: overall structure and interface using a higher-level language, but use lower-level languages for parts of program that are used many times or require more precision



# Programming Languages (cont.)

- Compiled vs. Interpreted
  - Another way to classify programming languages
  - **Compiled** language: code is translated into a machine-readable form called an “executable” that can be run on the hardware (e.g. C, C++, and COBOL)
  - **Interpreted** language: requires a “runtime program” to be installed in order to execute; this program then interprets the program code *line by line* and runs it; generally easier to work with but slower (e.g. BASIC, PHP, PERL, and Python)
  - Web languages (*HTML* and *Javascript*) also considered interpreted because they require a browser in order to run
  - Note, Java programming language: interesting exception to this classification (*hybrid* of the two)

# Programming Languages (cont.)

- Procedural vs. Object-Oriented
  - **Procedural** programming language: designed to allow a programmer to define a specific starting point for the program and then execute *sequentially* (include all [early programming languages](#))
  - **Object-oriented** programming language: uses *interactive* and *graphical user interfaces* (GUI) to allow the user to define the flow of the program
    - programmer defines “objects” that can take certain actions based on input from the user
  - Procedural program focuses on sequence of activities to be performed, while object-oriented program focuses on the different items being manipulated

# Programming Languages (cont.)

- Procedural vs. Object-Oriented (cont.)
  - Example of object-oriented code (human resource system)
  - **object** ("EMPLOYEE") is created in program to retrieve or set data regarding an employee
  - Every object has **properties**: descriptive fields associated with the object ("Name", "Employee number", "Birthdate" and "Date of hire")
  - Object also has **methods** which can take actions related to the object:
    - "ComputePay()": money owed to person
    - "ListEmployees()": who works under that employee

Object: EMPLOYEE

Name  
Employee number  
Birthdate  
Date of hire

ComputePay()  
ListEmployees()

# Programming Languages (cont.)

- Programming Tools
  - Traditional Tools: text editor, checking syntax, code compiler
  - Additional tools:
    - **Integrated Development Environment (IDE)**
    - **Computer-Aided Software-Engineering (CASE)** tools

# Programming Languages (cont.)

- Programming Tools (cont.)

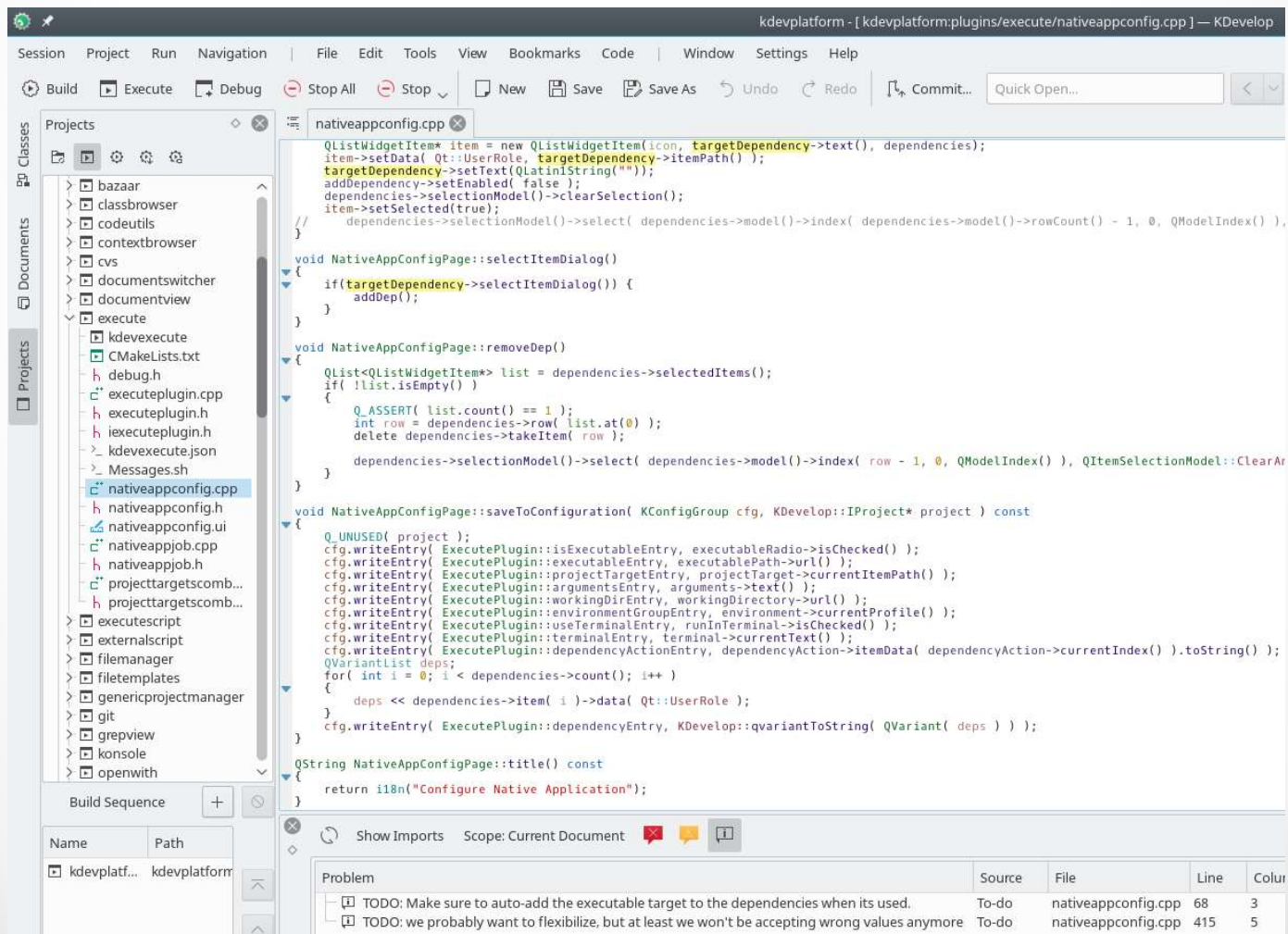
**Integrated Development Environment** (IDE) provides:

- an editor for writing the program that will color-code or highlight keywords from the programming language
- help system
- compiler/interpreter
- *debugging* tool (to resolve problems)
- *check-in/check-out* mechanism (so that more than one programmer can work on code)
- Microsoft Visual Studio: IDE for Visual C++, Visual BASIC



# Programming Languages (cont.)

- Programming Tools (cont.)  
Integrated Development Environment (IDE) example

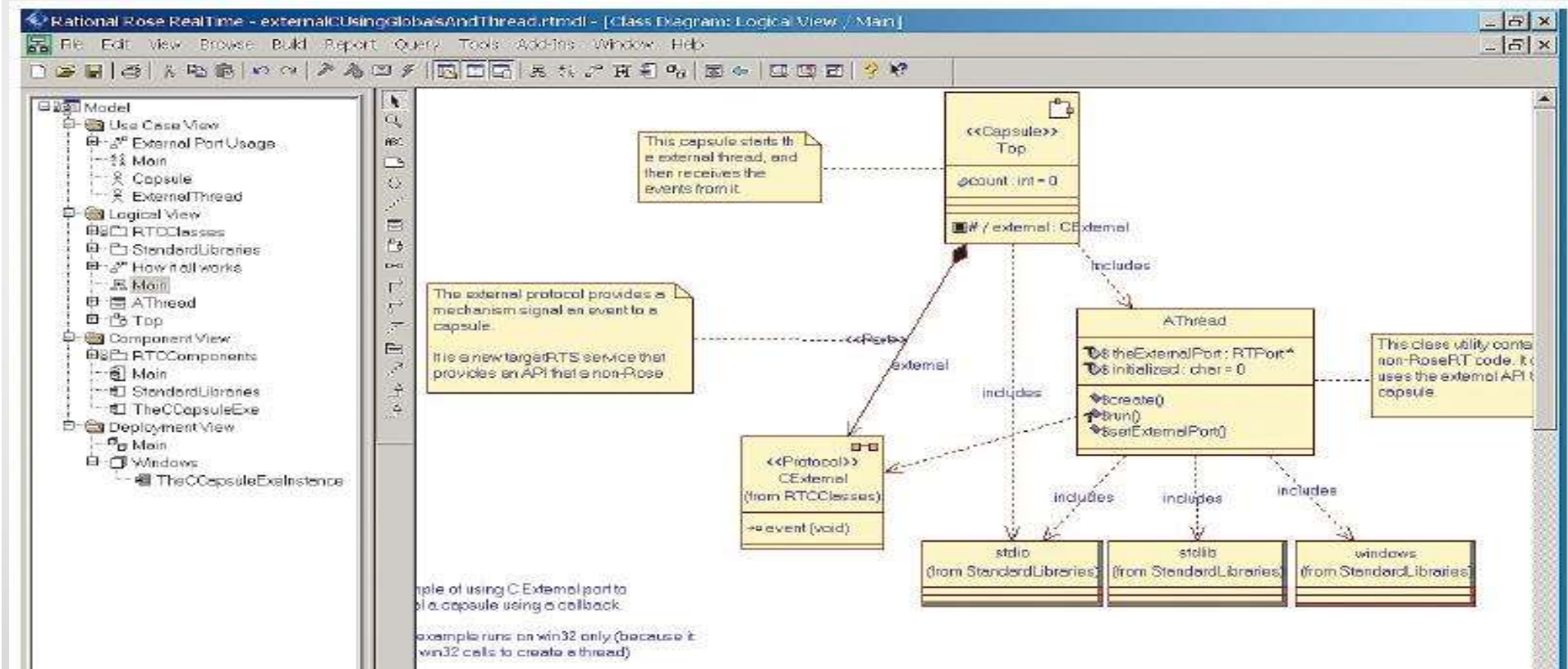


# Programming Languages (cont.)

- Programming Tools (cont.)
  - **Computer-aided software-engineering** (CASE) Tools:
    - Allows a designer to develop software with little or *no programming*
    - *Writes the code* for the designer
    - Goal is to generate quality code based on input created by the designer

# Programming Languages (cont.)

- Programming Tools (cont.)  
Computer-aided software-engineering (CASE) example:



# Programming Languages (cont.)

- Programming Tools (cont.)

Computer-aided software-engineering (CASE) Tools (cont.):

- Diagramming tools enable graphical representation
- e.g. [Unified Modeling Language](#) (UML): general-purpose, developmental, modeling language used to *visualize the design of a system*
- Computer displays and report generators help prototype how systems “look and feel”
- Code generators enable automatic generation of programs and database code directly from design documents, diagrams, forms, and reports