

CHAPTER 3

Introduction to vectors

Physical quantities are classified as scalars, vectors, etc.

Scalar : described by a real number with units

examples - mass, charge, energy . . .

Vector : described by a scalar (the magnitude) and a direction in space

examples - displacement, velocity, force . . .

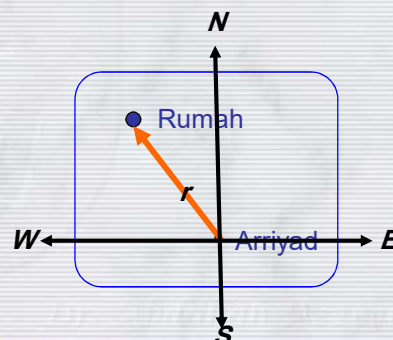
Dr. Abdallah M. Azzeer

1

- In 1 dimension, we could specify direction with a + or - sign.
- In 2 or 3 dimensions, we need more than a sign to specify the direction of something:
- To illustrate this, consider the *position vector* r in 2 dimensions.

Example: Where is Rumah?

- Choose origin at Arriyad
- Choose coordinates of distance (km), and direction (N,S,E,W)
- In this case r is a vector that points 100 km Northwest



Dr. Abdallah M. Azzeer

2

Vector-What is

Observe the following physical quantities:

1. Velocity, displacement, acceleration and force.
2. Mass, time, temperature

What is/are the distinct different between quantities in "1" and in "2" ?

The answer is:

1. Velocity, displacement, acceleration and force.
All quantities that have **direction** associated with them, apart from **magnitude**.
2. Mass, time, temperature
All quantities that have only **magnitude**.

Dr. Abdallah M.Azzer

3

Generally speaking,

All physical quantities can be divided into 2 categories:

1. Vector quantity

needs **magnitude** and **direction** to describe it.

Example: Position of the car is 11.2 km, east.

2. Scalar quantity

needs only **magnitude** to describe it.

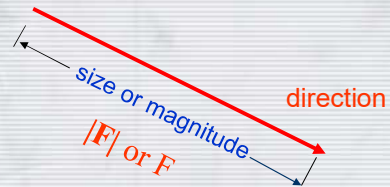
Example: Temperature of the copper bar is 223 °C

Dr. Abdallah M.Azzer

4

Physical quantities that have both a size and direction are represented by vectors, which are drawn as arrows.

Notation: bold face \mathbf{F}
 underline \underline{F}
 over arrow \vec{F}



The magnitude is a scalar: it has only a size, in some defined units.

Sometimes there are separate names for the magnitude of vectors alone: e.g. "speed" is the magnitude of the velocity vector.

Dr. Abdallah M. Azzeer

5

PROPERTIES OF VECTOR

Vector-Addition/Subtraction

Basically, there are 3 methods of adding/subtracting vectors:

1. Graphical method
 - ⇒ Tail-to-tip method
 - ⇒ Parallelogram method
2. Components method (most important !)

Notes:

In vector, a negative sign means opposite direction whereas in scalar quantity, a negative is used to denote "lost" (positive means "gain")

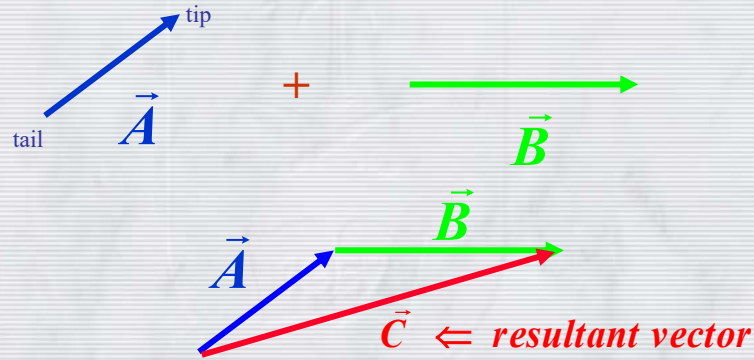
Dr. Abdallah M. Azzeer

6

Vector-Addition/Subtraction

Equality: vectors with the same magnitude and direction are equal, regardless of location. So both displacement and position are vectors.

⇒ Tail-to-tip Method:



The resultant vector $\vec{C} = \vec{A} + \vec{B}$ is drawn from the tail of \vec{A} to the tip of \vec{B} .

Dr. Abdallah M. Azzeer

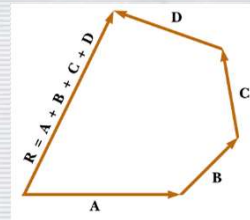
7

Adding several vectors together.

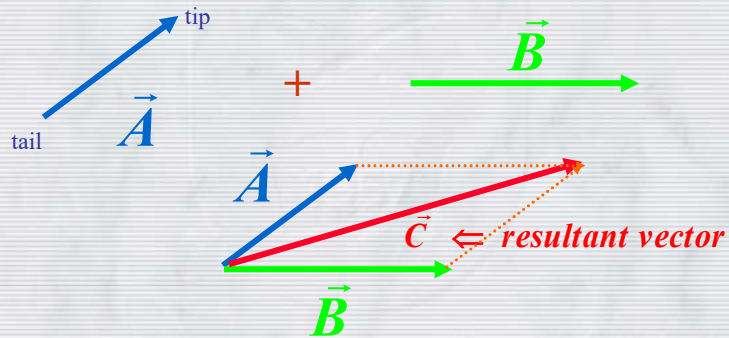
Resultant vector

$$\vec{R} = \vec{A} + \vec{B} + \vec{C} + \vec{D}$$

is drawn from the tail of the first vector to the tip of the last vector.



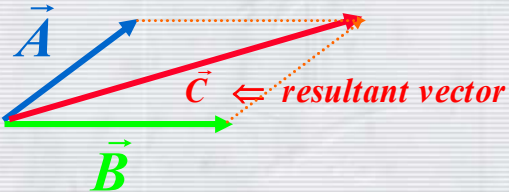
⇒ Parallelogram Method:



Dr. Abdallah M. Azzeer

8

Is $A + B = B + A$

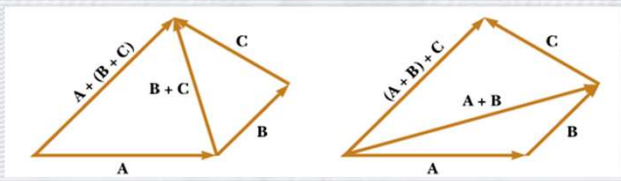


$A + B = B + A$ **YES**

Commutative Law of vector addition

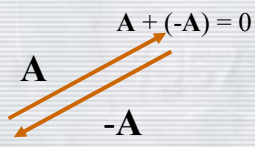
Dr. Abdallah M. Azzeer 9

Associative Law of vector addition



$$A + (B + C) = (A + B) + C$$

Negative of a vector.
The vectors A and $-A$ have the same magnitude but opposite directions.

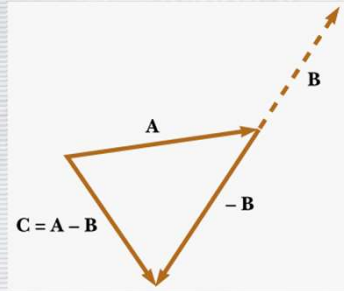


$A + (-A) = 0$

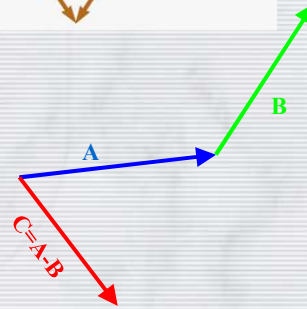
Dr. Abdallah M. Azzeer 10

Subtracting vectors:

$$\mathbf{A} - \mathbf{B} = \mathbf{A} + (-\mathbf{B})$$



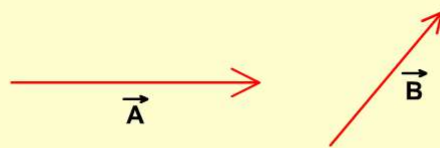
Subtraction: Head to head



Dr. Abdallah M. Azzeer

11

Subtracting 2 Vectors



Copyright © 2003 David M. Harrison

[F:\103 Phys LECTURES SLIDES_T2Y3839\CH3Flash](#)

Dr. Abdallah M. Azzeer

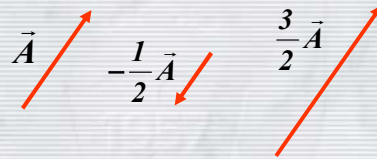
12

Important Properties

$$\vec{a} + \vec{b} = \vec{b} + \vec{a} \quad (\text{commutative law}).$$

$$(\vec{a} + \vec{b}) + \vec{c} = \vec{a} + (\vec{b} + \vec{c}) \quad (\text{associative law}).$$

$$\vec{a} = \vec{a} - \vec{b} = \vec{a} + (-\vec{b}) \quad (\text{vector subtraction}).$$

Multiplication by a scalar:

Other complicated combination rules, the **dot product** and the **vector product**, will come later

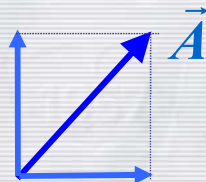
Dr. Abdallah M. Azzeer

13

COMPONENTS METHOD:

- graphical method is less accurate and not useful for vectors in 3D.
- Need a precise and powerful method ==> components method.

Any vector that lies in a particular plane (2D) can be resolved into 2 perpendicular components.



Dr. Abdallah M. Azzeer

14

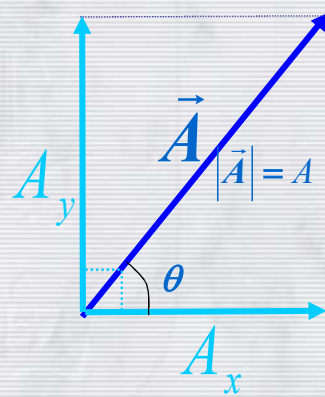
Components of a vector

$$A_x = A \cos \theta$$

$$A_y = A \sin \theta$$

$$|\vec{A}| = \sqrt{A_x^2 + A_y^2}$$

$$\tan \theta = \frac{A_y}{A_x}$$



Dr. Abdallah M. Azzeer

15

The signs of the components A_x and A_y depend on the angle θ and they can be positive or negative.

(Examples)

A_x negative	A_x positive
A_y positive	A_y positive
A_x negative	A_x positive
A_y negative	A_y negative

Dr. Abdallah M. Azzeer

16

Components Method:

1. The vector in component form:

$$C_x = A_x + B_x$$

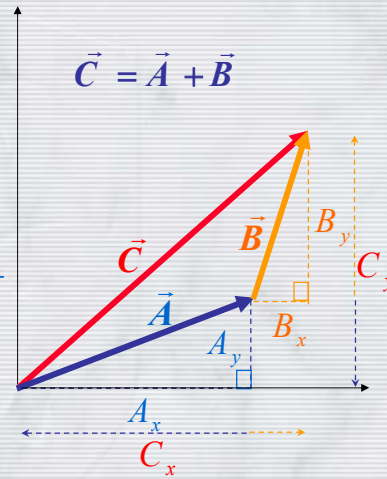
$$C_y = A_y + B_y$$

2. The vector in magnitude-angle form:

$$|\vec{C}| = \sqrt{(A_x + B_x)^2 + (A_y + B_y)^2}$$

$$= \sqrt{C_x^2 + C_y^2}$$

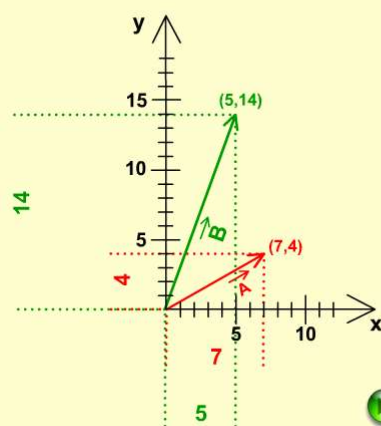
$$\tan \theta = \frac{A_y + B_y}{A_x + B_x} = \frac{C_y}{C_x}$$



Dr. Abdallah M. Azzeer

17

To Add 2 Vectors Numerically ...



Copyright © 2003 David M. Harrison

F:\103 Phys LECTURES SLIDES T2Y3839\CH3Flash

Dr. Abdallah M. Azzeer

18

Unit Vectors:

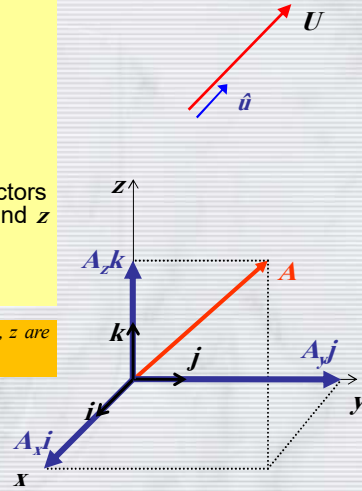
- A **Unit Vector** is a vector having length 1 and no units.
- It is used to specify a direction.
- Unit vector u points in the direction of U . Often denoted with a "hat": $u = \hat{u}$

$$|\hat{u}| = 1$$

- Useful examples are the Cartesian unit vectors $[i, j, k]$ point in the direction of the x, y and z axes.

In your textbook the notation for the unit vector along x, y, z are $\hat{x}, \hat{y}, \hat{z}$

$$\mathbf{A} = A_x \mathbf{i} + A_y \mathbf{j} + A_z \mathbf{k}$$



Dr. Abdallah M. Azzeer

19

$A_x, A_y,$ and A_z are scalars multiplying i, j, k They are called "components".

The components of a vector can be found from trigonometry.

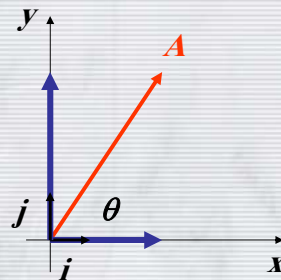
$$A_x = |\mathbf{A}| \cos \theta$$

$$A_y = |\mathbf{A}| \sin \theta$$

Going backwards,

$$\tan \theta = A_y / A_x$$

$$|\mathbf{A}| = \sqrt{A_x^2 + A_y^2}$$



Dr. Abdallah M. Azzeer

20

Unit Vectors

$\vec{C} = A_x \hat{i} + A_y \hat{j}$

Use the sliders to set the x and y components

$$|\vec{C}| = \sqrt{A_x^2 + A_y^2}$$

Copyright © 2004 David M. Harrison

F:\103 Phys LECTURES SLIDES_T2Y3839\CH3Flash

Dr. Abdallah M. Azzeer
21

Problems from past EXAMS

The magnitude of of the vectors shown in the figure is;

1. 3.6 ←
2. 5.1
3. 6.7
4. 9.7

The direction of the vector $\vec{C} = \vec{A} - \vec{B}$ with respect to the $+x$ -axis is:

1. 33°
2. 39°
3. 46°
4. 90°

$$C_x \hat{i} + C_y \hat{j} = (A_x \hat{i} + A_y \hat{j}) - (B_x \hat{i} + B_y \hat{j})$$

$$C_x = A_x - B_x = 4 \cos 60^\circ - (-2 \cos 30^\circ) = 3.73$$

$$C_y = A_y - B_y = 4 \cos 30^\circ - 2 \cos 60^\circ = 2.46$$

$$\theta = \tan^{-1}(C_y/C_x) = 33.42^\circ$$

Dr. Abdallah M. Azzeer
22

- Vector **A** = {0,2,1}
- Vector **B** = {3,0,2}
- Vector **C** = {1,-4,2}

What is the resultant vector, **D**, fro adding **A+B+C**?

- (a) {3,5,-1} (b) {4,-2,5} (c) {5,-2,4}

$$\begin{aligned}
 \mathbf{D} &= (A_x\mathbf{i} + A_y\mathbf{j} + A_z\mathbf{k}) + (B_x\mathbf{i} + B_y\mathbf{j} + B_z\mathbf{k}) + (C_x\mathbf{i} + C_y\mathbf{j} + C_z\mathbf{k}) \\
 &= (A_x + B_x + C_x)\mathbf{i} + (A_y + B_y + C_y)\mathbf{j} + (A_z + B_z + C_z)\mathbf{k} \\
 &= (0 + 3 + 1)\mathbf{i} + (2 + 0 - 4)\mathbf{j} + (1 + 2 + 2)\mathbf{k} \\
 &= \{4,-2,5\}
 \end{aligned}$$

The following three vectors:

$$\vec{a} = (4.2 \text{ m}) \hat{i} - (1.5 \text{ m}) \hat{j},$$

$$\vec{b} = (-1.6 \text{ m}) \hat{i} + (2.9 \text{ m}) \hat{j},$$

$$\text{and } \vec{c} = (-3.7 \text{ m}) \hat{j}.$$

Find their vector sum \vec{r} ?

Solution

$$r_x = a_x + b_x + c_x = 4.2 \text{ m} - 1.6 \text{ m} + 0 = 2.6 \text{ m}$$

$$r_y = a_y + b_y + c_y = -1.5 \text{ m} + 2.9 \text{ m} - 3.7 \text{ m} = -2.3 \text{ m}$$

$$\vec{r} = (2.6 \text{ m}) \hat{i} - (2.3 \text{ m}) \hat{j},$$

$$\text{The magnitude is } r = \sqrt{(2.6 \text{ m})^2 + (-2.3 \text{ m})^2} \approx 3.5 \text{ m}$$

The angle from the positive x-direction is

$$\theta = \tan^{-1} \left(\frac{-2.3 \text{ m}}{2.6 \text{ m}} \right) = -41^\circ$$

If $\mathbf{A} = 10\mathbf{i} - 5\mathbf{j}$ and $\mathbf{B} = -6\mathbf{i} + 3\mathbf{j}$ what is $\mathbf{A} - \mathbf{B} = ?$

1. $16\mathbf{i} - 8\mathbf{j}$
2. $4\mathbf{i} - 2\mathbf{j}$
3. $16\mathbf{i} - 2\mathbf{j}$
4. $4\mathbf{i} - 8\mathbf{j}$
5. None of the above

$$\begin{array}{r} \mathbf{A} = 10\mathbf{i} - 5\mathbf{j} \\ -\mathbf{B} = +6\mathbf{i} - 3\mathbf{j} \\ \hline \mathbf{A} - \mathbf{B} = 16\mathbf{i} - 8\mathbf{j} \end{array}$$

Example 3.6

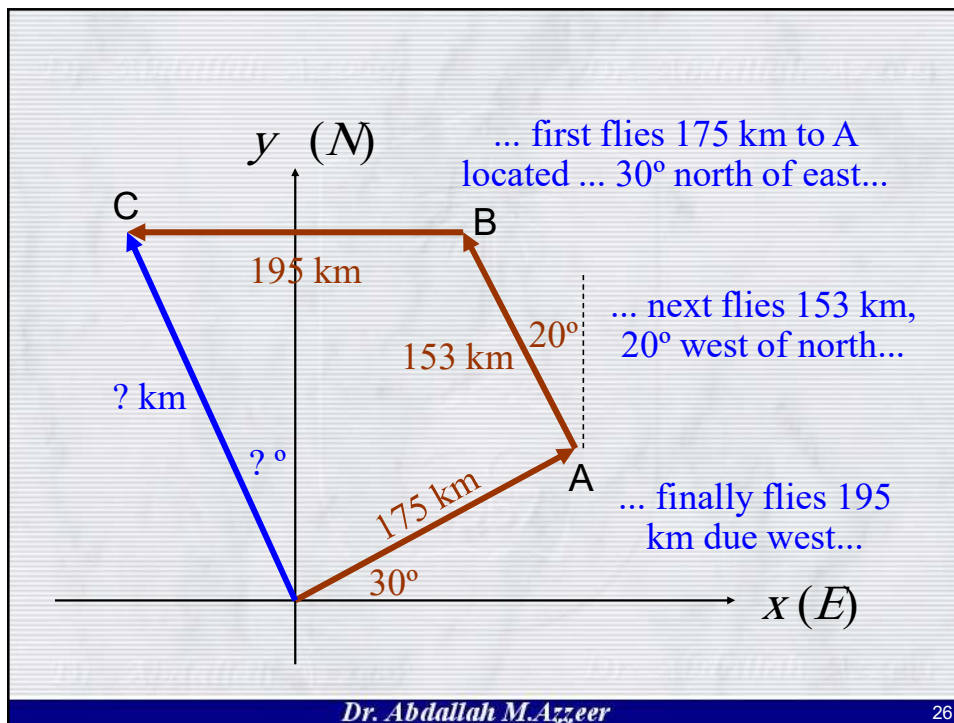
A commuter plane first flies 175 km to minor airport A located in the direction 30° north of east. Next it flies 153 km, 20° west of north to town B. Finally, it flies 195 km due west to city C. What is the location of city C relative to the starting point?

Strategy:

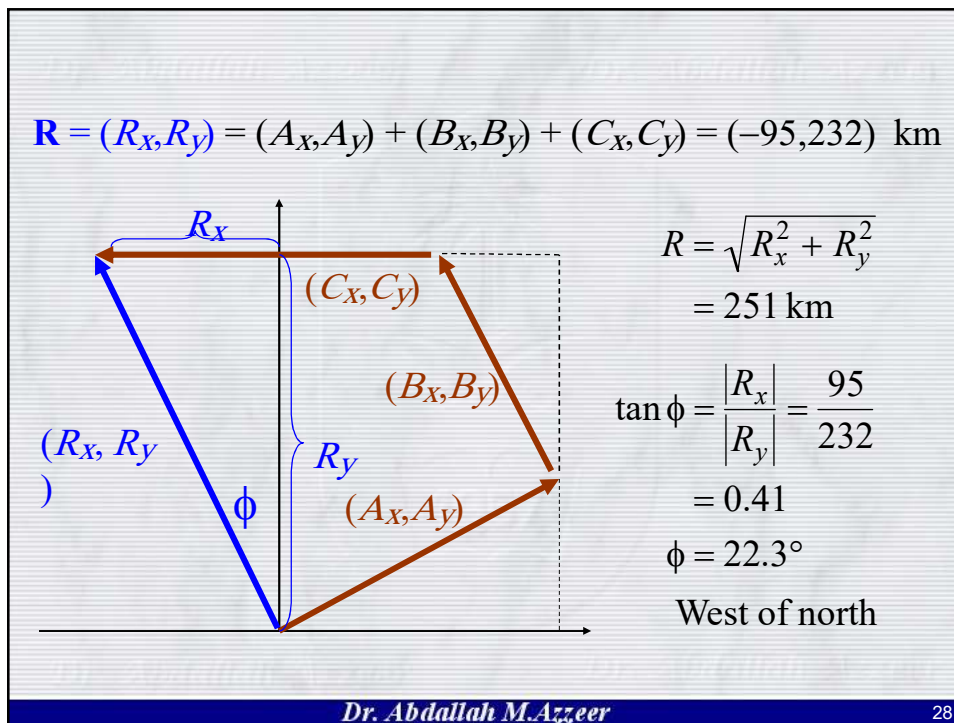
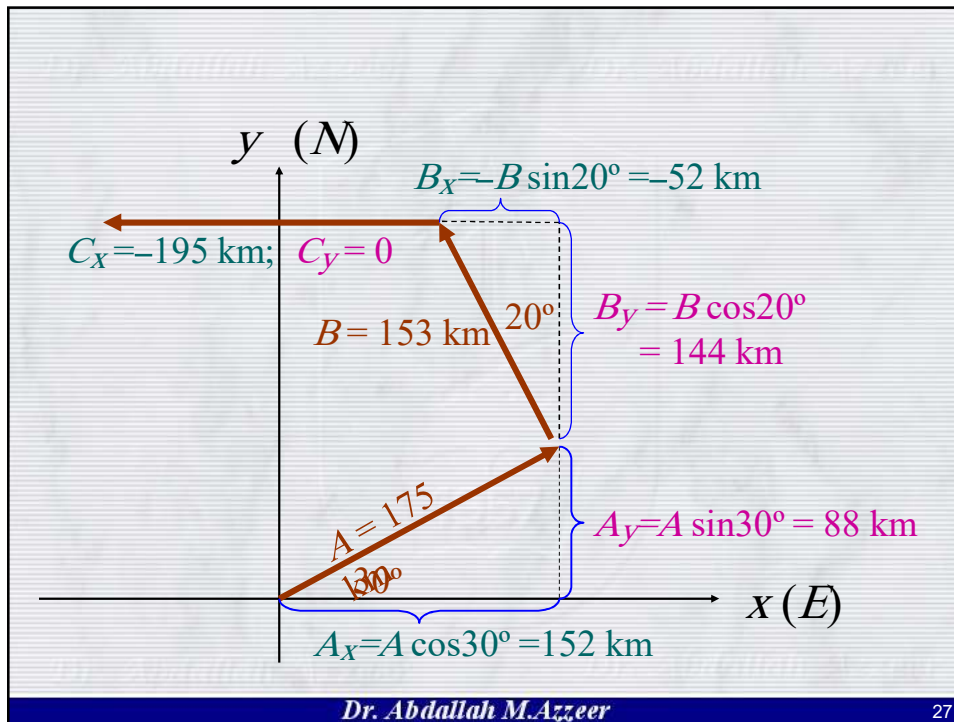
1. It's a vector problem; draw a diagram—a map.
2. Find x - (east) and y - (north) components of all vectors.
3. Add components \Rightarrow total displacement vector.
4. Determine magnitude and angle of total displacement.

Dr. Abdallah M. Azzeer

25



26





**READ AND SOLVE THE EXAMPLES ON THIS CHAPTER also
don't forget the assigned PROBLEMS**



Dr. Abdallah M. Azzeeer

29