
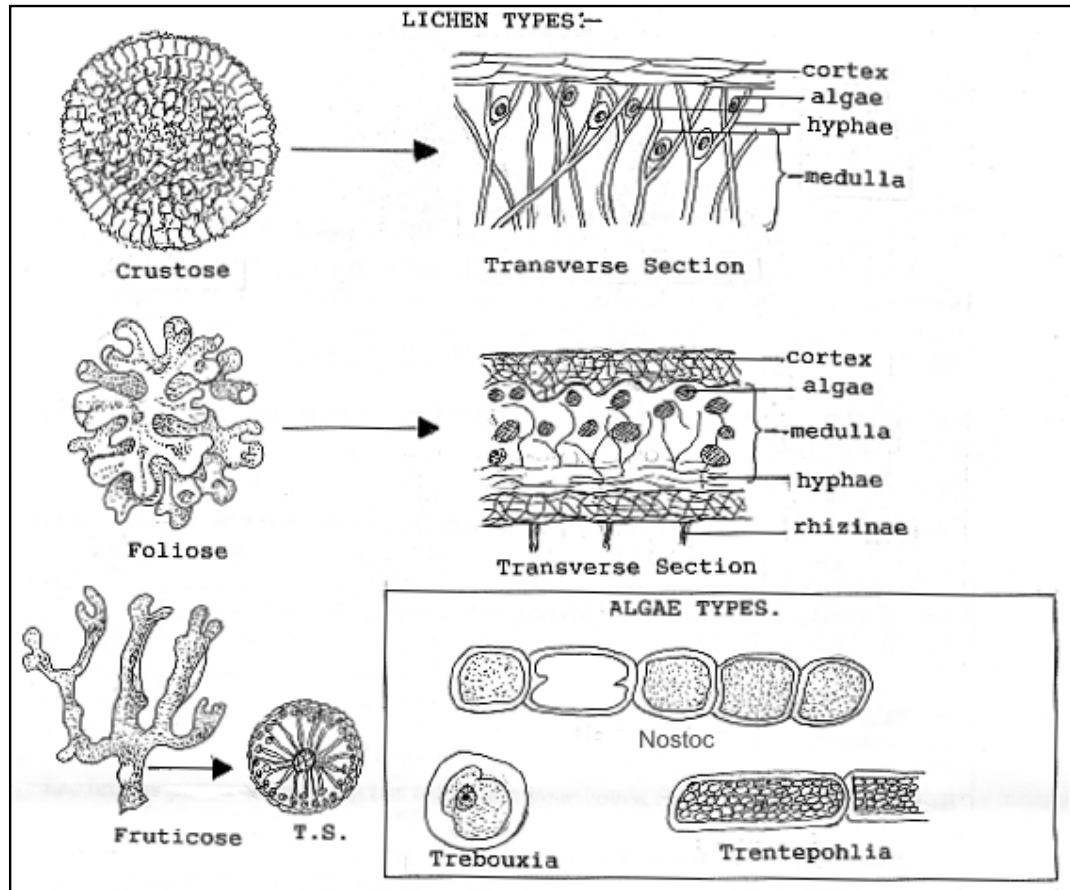


Module 488 – Lichens

مقرر 488 – نيت







Foliose lichens *Xanthoria parietina* (Common Orange lichen) (left) showing fruiting bodies and *Physcia ascendens* (right) on hawthorn twig - note the long black cilia on the lobes.




Foliose lichen *Xanthoria polycarpa* showing numerous fruiting bodies, on hawthorn twig, forming a compact cushion



Foliose lichen *Physcia ascendens* with fruiting bodies on bark of aspen.



Foliose lichen *Xanthoria candelaria* on oak bark. Note the crimson reaction with KOH Potassium hydroxide




Foliose lichen *Candelaria concolor* on old oak tree. KOH reaction negative



Crustose lichen *Diploicia canescens* on bark of willow




Foliose lichen *Phaeophyscia orbicularis* on oak bark.



Foliose lichen *Physcia tenella* with fruiting bodies




Foliose lichen *Flavoparmelia [Parmelia] caperata*
(Wrinkled shield lichen) on aspen bark




Foliose lichen *Melanelia [Parmelia] subaurifera* on oak bark
Foliose lichen *Parmelia sulcata* (Netted Shield Lichen) on oak bark



Crustose lichen *Lecanora symmicta* on hawthorn twig



Foliose lichen *Physconia grisea*
on bark of aspen



Crustose lichen *Bacidia neosquamulosa*
on Poplar bark.